



# MODEL C

Spring Roller Type Screen

## SPECIFICATION DATA

DA-LITE SCREEN COMPANY, INC.  
 3100 North Detroit Street  
 Post Office Box 137  
 Warsaw, Indiana 46581-0137  
 Phone: 574-267-8101  
 800-622-3737  
 Fax: 574-267-7804  
 Toll Free Fax: 877-325-4832  
 www.da-lite.com  
 e-mail: info@da-lite.com

**SUGGESTED SPECIFICATIONS:** \_\_\_\_\_ projection screen(s), \_\_\_\_\_ (H) x \_\_\_\_\_ (W), wall or ceiling mounting type. To have black masking borders standard on flame retardant and mildew resistant fiberglass fabric, mounted on a ball bearing rigid steel spring roller. Fabric to be permanently attached to roller. To have powder coated white 21-gauge steel case with flat back design. To have heavy-duty end caps concealing roller ends with steel inner plates to support roller and provide added case strength. End caps shall form sturdy brackets for wall or ceiling installations. Bottom of screen shall be formed into pocket holding tubular metal slat. A steel pull bail shall be attached to the slat. The ends of the slat shall be protected by heavy duty plastic caps. Bumper stops shall be built into case to prevent slat wedging inside case. A 6' pull cord with plastic knob is included.

**Matte White:** Horizontal seam required when both dimensions exceed 10'.

**Video Spectra 1.5, High Contrast Matte White and Silver Matte:** Available in sizes where both dimensions do not exceed 8'.

**High Power®:** Available in sizes up to 9' x 12'. Horizontal seam required when both dimensions exceed 6'.

### VIDEO (NTSC 4:3) FORMAT DIMENSIONS

Viewing Area		Nominal Diagonal		A - Overall Length of Case		B - Between Hanger Eyes		Approx. Ship. Wt.	
H x W	Cm	In.	Cm	In.	Cm	In.	Cm	Lbs.	Kg
43" x 57"	109 x 145	72"	183	63 <sup>1</sup> / <sub>8</sub> "	160	61 <sup>5</sup> / <sub>8</sub> "	157	33	15.0
50" x 67"	127 x 170	84"	213	73 <sup>1</sup> / <sub>8</sub> "	186	71 <sup>5</sup> / <sub>8</sub> "	182	36	16.3
60" x 80"	152 x 203	100"	254	87 <sup>5</sup> / <sub>16</sub> "	222	85 <sup>13</sup> / <sub>16</sub> "	218	42	19.1
69" x 92"	175 x 234	120"	305	99 <sup>5</sup> / <sub>16</sub> "	252	97 <sup>13</sup> / <sub>16</sub> "	248	50	22.7
87" x 116"	221 x 295	150"	381	123 <sup>5</sup> / <sub>16</sub> "	313	121 <sup>13</sup> / <sub>16</sub> "	309	58	26.3
105" x 140"	267 x 356	180"	457	147 <sup>5</sup> / <sub>16</sub> "	374	145 <sup>13</sup> / <sub>16</sub> "	368	69	31.3
120" x 160"	305 x 406	200"	508	167 <sup>5</sup> / <sub>16</sub> "	425	165 <sup>13</sup> / <sub>16</sub> "	421	74	33.6

### HDTV (16:9) FORMAT DIMENSIONS

Viewing Area		Nominal Diagonal		A - Overall Length of Case		B - Between Hanger Eyes		Approx. Ship. Wt.	
H x W	Cm	In.	Cm	In.	Cm	In.	Cm	Lbs.	Kg
45" x 80"	114 x 203	92"	234	87 <sup>5</sup> / <sub>16</sub> "	222	85 <sup>13</sup> / <sub>16</sub> "	218	42	19.1
52" x 92"	132 x 234	106"	269	99 <sup>5</sup> / <sub>16</sub> "	262	97 <sup>13</sup> / <sub>16</sub> "	248	49	22.2
54" x 96"	137 x 244	110"	279	103 <sup>5</sup> / <sub>16</sub> "	262	101 <sup>13</sup> / <sub>16</sub> "	258	51	23.1
58" x 104"	147 x 264	119"	302	111 <sup>5</sup> / <sub>16</sub> "	283	109 <sup>13</sup> / <sub>16</sub> "	279	55	25.0
65" x 116"	165 x 295	133"	338	123 <sup>5</sup> / <sub>16</sub> "	313	121 <sup>13</sup> / <sub>16</sub> "	309	62	28.1
78" x 139"	198 x 353	159"	404	147 <sup>5</sup> / <sub>16</sub> "	374	145 <sup>13</sup> / <sub>16</sub> "	370	69	31.3

### 16:10 WIDE FORMAT DIMENSIONS

Viewing Area		Nominal Diagonal		A - Overall Length of Case		B - Between Hanger Eyes		Approx. Ship. Wt.	
H x W	Cm	In.	Cm	In.	Cm	In.	Cm	Lbs.	Kg
50" x 80"	127 x 203	94"	239	87 <sup>5</sup> / <sub>16</sub> "	222	85 <sup>13</sup> / <sub>16</sub> "	218	49	22.2
60" x 96"	152 x 244	113"	287	103 <sup>5</sup> / <sub>16</sub> "	262	101 <sup>13</sup> / <sub>16</sub> "	258	55	24.9
69" x 110"	175 x 279	130"	330	117 <sup>5</sup> / <sub>16</sub> "	298	115 <sup>13</sup> / <sub>16</sub> "	294	65	29.5
87" x 139"	221 x 353	164"	417	147 <sup>5</sup> / <sub>16</sub> "	374	145 <sup>13</sup> / <sub>16</sub> "	370	83	37.6

### SQUARE FORMAT DIMENSIONS

Sizes		A - Overall Length of Case		B - Between Hanger Eyes		Approx. Ship. Wt.	
H x W	Cm	In.	Cm	In.	Cm	Lbs.	Kg
50" x 50"	127 x 127	53 <sup>1</sup> / <sub>8</sub> "	135	51 <sup>5</sup> / <sub>8</sub> "	131	29	13.2
60" x 60"	152 x 152	63 <sup>1</sup> / <sub>8</sub> "	161	61 <sup>5</sup> / <sub>8</sub> "	157	34	15.4
70" x 70"	178 x 178	73 <sup>1</sup> / <sub>8</sub> "	186	71 <sup>5</sup> / <sub>8</sub> "	182	38	17.2
72" x 72"	183 x 183	75 <sup>1</sup> / <sub>8</sub> "	191	73 <sup>5</sup> / <sub>8</sub> "	187	40	18.1
84" x 84"	213 x 213	87 <sup>5</sup> / <sub>16</sub> "	222	85 <sup>13</sup> / <sub>16</sub> "	218	44	20.0
6' x 8'	183 x 244	99 <sup>5</sup> / <sub>16</sub> "	252	97 <sup>13</sup> / <sub>16</sub> "	248	48	21.8
8' x 8'	244 x 244	99 <sup>5</sup> / <sub>16</sub> "	252	97 <sup>13</sup> / <sub>16</sub> "	248	50	22.7
7' x 9'	213 x 274	111 <sup>5</sup> / <sub>16</sub> "	283	109 <sup>13</sup> / <sub>16</sub> "	279	56	25.4
9' x 9'	274 x 274	111 <sup>5</sup> / <sub>16</sub> "	283	109 <sup>13</sup> / <sub>16</sub> "	279	58	26.3
8' x 10'	244 x 305	123 <sup>5</sup> / <sub>16</sub> "	313	121 <sup>13</sup> / <sub>16</sub> "	309	63	28.6
10' x 10'	305 x 305	123 <sup>5</sup> / <sub>16</sub> "	313	121 <sup>13</sup> / <sub>16</sub> "	309	65	29.5
9' x 12'	274 x 366	147 <sup>5</sup> / <sub>16</sub> "	374	145 <sup>13</sup> / <sub>16</sub> "	370	71	32.2
12' x 12'	366 x 366	147 <sup>5</sup> / <sub>16</sub> "	374	145 <sup>13</sup> / <sub>16</sub> "	370	79	35.8

Overall case length dimensions ±1/4".

Detail dimensional drawings and installation instructions available upon request.

Specifications subject to change without notice.

Custom formats and sizes available upon request.

**WHEN ORDERING, MARK APPROPRIATE SELECTIONS:**

**Select size from charts on the other side.**

**Select viewing surface:**

- Matte White
- High Contrast Matte White
- High Power®
- Video Spectra 1.5
- Silver Matte
- Greenguard® and Greenguard® Children and Schools Certified.

**Options:**

- Extra Drop available to lower picture area more than normal. Specify total drop at top \_\_\_\_\_ (black or white) or at bottom \_\_\_\_\_ (black or white). 13' maximum total surface height including picture area (12' maximum on 200D).
- No. 6 Wall Bracket - extends 6" non-adjustable extension brackets (75# per pair maximum) (black or white).
- No. 11 Wall Bracket - 10" or 14" non-adjustable extension brackets (75# per pair maximum) (black or white).
- No. 23 Adjustable Wall Bracket – extends 10", 14", 15<sup>3</sup>/<sub>4</sub>", 18<sup>1</sup>/<sub>4</sub>", 20" or 24" (75# per pair maximum) (black or white).
- Pull Rod - 38".
- No borders (Black masking borders standard)
- CSR (Controlled Screen Return)
- Floating Mounting Bracket (black or white). Recommended for drywall installations.
- Ceiling Trim Kit.

Project:	_____
	_____
Architect:	_____
Phone:	_____
Contractor:	_____
Phone:	_____
Supervisor:	_____
Phone:	_____
Date:	_____
Revised:	_____

- Floor Model Available.
  - Floor Stand.
- Carpeted Floor Model Available (black or gray).
- Black case (white standard).

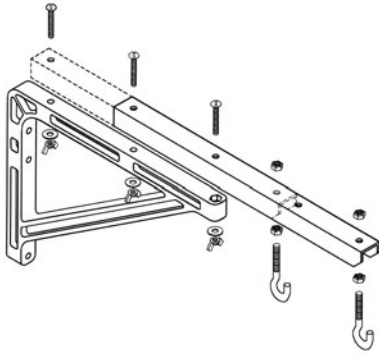
**MODEL C**

**SUGGESTED METHODS OF INSTALLATION**

**OPTIONAL ACCESSORIES:** to provide clearance: Furnish heavy extension wall brackets to mount screen 6" from wall. To provide for keystone elimination: Furnish heavy extension wall brackets to mount screen 10" or 14" from wall or furnish heavy adjustable extension wall brackets to mount screen 10", 14", 15<sup>3</sup>/<sub>4</sub>", 18<sup>1</sup>/<sub>4</sub>", 20" or 24" from wall.

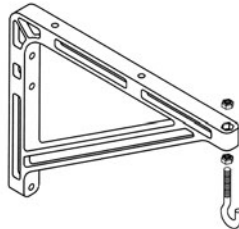
**NOTE:** Brackets also are used for mounting screen across a corner.

**EXTENSION WALL BRACKETS (75# PER PAIR MAXIMUM)**



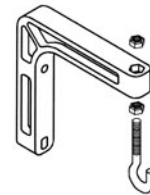
**No. 23 ADJUSTABLE WALL BRACKET**

Screen can be extended 10", 14", 15<sup>3</sup>/<sub>4</sub>", 18<sup>1</sup>/<sub>4</sub>", 20" or 24" from wall by wing nut and bolt adjustment.



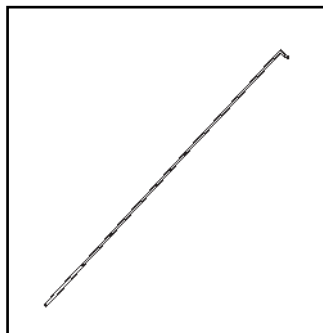
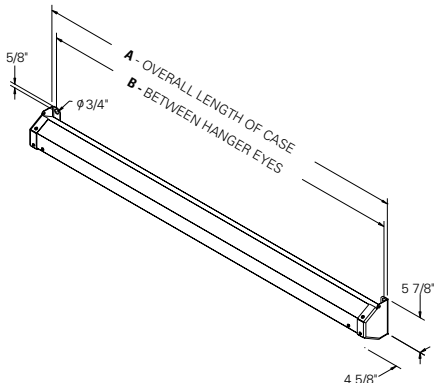
**No. 11 WALL BRACKET**

Screen can be extended 10" or 14" from wall by changing position of bracket.



**No. 6 WALL BRACKET**

Screen can be extended 6" from wall.



**PULL ROD - 38"**

Zinc plated rod with black plastic handle grip allows easy access to screen when mounted out of reach. Also can be used as a pointer.



# MODEL C with CSR

## CONTROLLED SCREEN RETURN

Spring Roller Type Screen

DA-LITE SCREEN COMPANY, INC.  
 3100 North Detroit Street  
 Post Office Box 137  
 Warsaw, Indiana 46581-0137  
 Phone: 574-267-8101  
 800-622-3737  
 Fax: 574-267-7804  
 Toll Free Fax: 877-325-4832  
 www.da-lite.com  
 e-mail: info@da-lite.com

### SPECIFICATION DATA

**SUGGESTED SPECIFICATIONS:** \_\_\_\_\_ projection screen(s), \_\_\_\_\_ (H) x \_\_\_\_\_ (W), wall or ceiling mounting type. To have black masking borders standard on flame retardant and mildew resistant fiberglass fabric, mounted on a ball bearing rigid steel spring roller. To be equipped with Controlled Screen Return (CSR) to control the return speed of the screen surface back into the case. Fabric to be permanently attached to roller. To have powder coated white 21-gauge steel case with flat back design. To have heavy-duty end caps concealing roller ends with steel inner plates to support roller and provide added case strength. End caps shall form sturdy brackets for wall or ceiling installations. Bottom of screen shall be formed into pocket holding tubular metal slat. A 6' pull cord with plastic knob is included. A steel pull bail shall be attached to the slat. Heavy-duty plastic caps shall protect the ends of the slat. Bumper stops shall be built into the case to prevent slat wedging inside case.

**Matte White:** Horizontal seam required when both dimensions exceed 10'.

**Video Spectra 1.5, High Contrast Matte White and Silver Matte:** Available in sizes where both dimensions do not exceed 8'.

**High Power®:** Available in sizes up to 9' x 12'. Horizontal seam required when both dimensions exceed 6'.

#### VIDEO (NTSC 4:3) FORMAT DIMENSIONS

Viewing Area Sizes		Nominal Diagonal		A - Overall Length of Case		B - Between Hanger Eyes		Approx. Ship. Wt.	
H x W	Cm	In.	Cm	In.	Cm	In.	Cm	Lbs.	Kg
43" x 57"	109 x 145	72"	183	63 <sup>1</sup> / <sub>8</sub> "	160	61 <sup>5</sup> / <sub>8</sub> "	157	38	17.2
50" x 67"	127 x 170	84"	213	73 <sup>1</sup> / <sub>8</sub> "	186	71 <sup>5</sup> / <sub>8</sub> "	182	42	19.1
60" x 80"	152 x 203	100"	254	87 <sup>5</sup> / <sub>16</sub> "	222	85 <sup>13</sup> / <sub>16</sub> "	218	49	22.2
69" x 92"	175 x 234	120"	305	99 <sup>5</sup> / <sub>16</sub> "	252	97 <sup>13</sup> / <sub>16</sub> "	248	53	24.0
87" x 116"	221 x 295	150"	381	123 <sup>5</sup> / <sub>16</sub> "	313	121 <sup>13</sup> / <sub>16</sub> "	309	66	29.9
105" x 140"	267 x 356	180"	457	147 <sup>5</sup> / <sub>16</sub> "	374	145 <sup>13</sup> / <sub>16</sub> "	368	73	33.1
120" x 160"	305 x 406	200"	508	167 <sup>5</sup> / <sub>16</sub> "	425	165 <sup>13</sup> / <sub>16</sub> "	421	82	37.2

#### HDTV (16:9) FORMAT DIMENSIONS

Viewing Area Sizes		Nominal Diagonal		A - Overall Length of Case		B - Between Hanger Eyes		Approx. Ship. Wt.	
H x W	Cm	In.	Cm	In.	Cm	In.	Cm	Lbs.	Kg
45" x 80"	114 x 203	92"	234	87 <sup>5</sup> / <sub>16</sub> "	222	85 <sup>13</sup> / <sub>16</sub> "	218	49	22.2
52" x 92"	132 x 234	106"	269	99 <sup>5</sup> / <sub>16</sub> "	252	97 <sup>13</sup> / <sub>16</sub> "	248	53	24.0
54" x 96"	137 x 244	110"	279	103 <sup>5</sup> / <sub>16</sub> "	262	101 <sup>13</sup> / <sub>16</sub> "	258	55	24.9
58" x 104"	147 x 264	119"	302	111 <sup>5</sup> / <sub>16</sub> "	283	109 <sup>13</sup> / <sub>16</sub> "	279	59	26.8
65" x 116"	165 x 295	133"	338	123 <sup>5</sup> / <sub>16</sub> "	313	121 <sup>13</sup> / <sub>16</sub> "	309	66	29.9
78" x 139"	198 x 353	159"	404	147 <sup>5</sup> / <sub>16</sub> "	374	145 <sup>13</sup> / <sub>16</sub> "	370	73	33.1

#### 16:10 WIDE FORMAT DIMENSIONS

Viewing Area		Nominal Diagonal		A - Overall Length of Case		B - Between Hanger Eyes		Approx. Ship. Wt.	
H x W	Cm	In.	Cm	In.	Cm	In.	Cm	Lbs.	Kg
50" x 80"	127 x 203	94"	239	87 <sup>5</sup> / <sub>16</sub> "	222	85 <sup>13</sup> / <sub>16</sub> "	218	49	22.2
60" x 96"	152 x 244	113"	287	103 <sup>5</sup> / <sub>16</sub> "	262	101 <sup>13</sup> / <sub>16</sub> "	258	55	24.9
69" x 110"	175 x 279	130"	330	117 <sup>5</sup> / <sub>16</sub> "	298	115 <sup>13</sup> / <sub>16</sub> "	294	65	29.5
87" x 139"	221 x 353	164"	417	147 <sup>5</sup> / <sub>16</sub> "	374	145 <sup>13</sup> / <sub>16</sub> "	370	83	37.6

#### SQUARE FORMAT DIMENSIONS

Sizes		A - Overall Length of Case		B - Between Hanger Eyes		Approx. Ship. Wt.	
H x W	Cm	In.	Cm	In.	Cm	Lbs.	Kg
60" x 60"	152 x 152	63 <sup>1</sup> / <sub>8</sub> "	160	61 <sup>5</sup> / <sub>8</sub> "	157	39	17.7
70" x 70"	178 x 178	73 <sup>1</sup> / <sub>8</sub> "	186	71 <sup>5</sup> / <sub>8</sub> "	182	43	19.5
72" x 72"	183 x 183	75 <sup>1</sup> / <sub>8</sub> "	191	73 <sup>5</sup> / <sub>8</sub> "	187	45	20.4
84" x 84"	213 x 213	87 <sup>5</sup> / <sub>16</sub> "	222	85 <sup>13</sup> / <sub>16</sub> "	218	49	22.2
6' x 8'	183 x 244	99 <sup>5</sup> / <sub>16</sub> "	252	97 <sup>13</sup> / <sub>16</sub> "	248	51	23.1
8' x 8'	244 x 244	99 <sup>5</sup> / <sub>16</sub> "	252	97 <sup>13</sup> / <sub>16</sub> "	248	51	23.1
7' x 9'	213 x 274	111 <sup>5</sup> / <sub>16</sub> "	283	109 <sup>13</sup> / <sub>16</sub> "	279	62	28.1
9' x 9'	274 x 274	111 <sup>5</sup> / <sub>16</sub> "	283	109 <sup>13</sup> / <sub>16</sub> "	279	62	28.1
8' x 10'	244 x 305	123 <sup>5</sup> / <sub>16</sub> "	313	121 <sup>13</sup> / <sub>16</sub> "	309	66	29.9
10' x 10'	305 x 305	123 <sup>5</sup> / <sub>16</sub> "	313	121 <sup>13</sup> / <sub>16</sub> "	309	68	30.8
9' x 12'	274 x 366	147 <sup>5</sup> / <sub>16</sub> "	374	145 <sup>13</sup> / <sub>16</sub> "	370	73	33.1
12' x 12'	366 x 366	147 <sup>5</sup> / <sub>16</sub> "	374	145 <sup>13</sup> / <sub>16</sub> "	370	81	36.7

Overall case length dimensions ±1/4".

Detail dimensional drawings and installation instructions available upon request.







Specifications subject to change without notice.

Custom formats and sizes available upon request.

**WHEN ORDERING, MARK APPROPRIATE SELECTIONS:**

Select size from charts on the other side.

**Select viewing surface:**

- Matte White   High Contrast Matte White 
- High Power®   Video Spectra 1.5 
- Silver Matte 
-  Greenguard® and Greenguard® Children and Schools Certified.

**Options:**

- Extra Drop available to lower picture area more than normal. Specify total drop at top \_\_\_\_\_ (black or white) or at bottom \_\_\_\_\_ (black or white). 13' maximum total surface height including picture area (12' maximum on 200D).
- No. 6 Wall Bracket - extends 6" non-adjustable extension brackets (75# maximum per pair) (black or white).
- No. 11 Wall Bracket - 10" or 14" non-adjustable extension brackets (75# maximum per pair) (black or white).
- No. 23 Adjustable Wall Bracket - extends 10", 14", 15 3/4", 18 1/4", 20" or 24" (75# per pair maximum) (black or white).
- Pull Rod - 38".
- No borders (Black masking borders standard)

Project: \_\_\_\_\_

Architect: \_\_\_\_\_

Phone: \_\_\_\_\_

Contractor: \_\_\_\_\_

Phone: \_\_\_\_\_

Supervisor: \_\_\_\_\_

Phone: \_\_\_\_\_

Date: \_\_\_\_\_

Revised: \_\_\_\_\_

- Floating Mounting Bracket (black or white). Recommended for drywall installations.
- Ceiling Trim Kit.
- Black case (white standard).

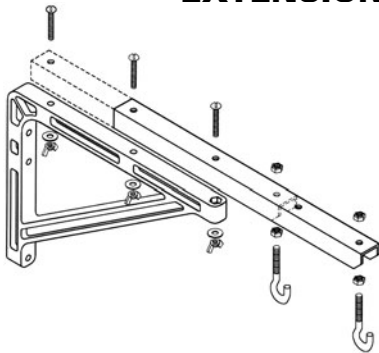
**MODEL C WITH CSR**

**SUGGESTED METHODS OF INSTALLATION**

**OPTIONAL ACCESSORIES:** to provide clearance: Furnish heavy extension wall brackets to mount screen 6" from wall. To provide for keystone elimination: Furnish heavy extension wall brackets to mount screen 10" or 14" from wall or furnish heavy adjustable extension wall brackets to mount screen 10", 14", 15 3/4", 18 1/4", 20" or 24" from wall.

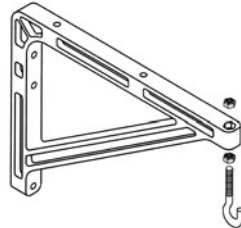
**NOTE:** Brackets also are used for mounting screen across a corner.

**EXTENSION WALL BRACKETS (75# PER PAIR MAXIMUM)**



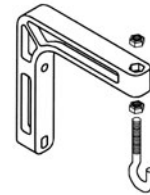
**No. 23 ADJUSTABLE WALL BRACKET**

Screen can be extended 10", 14", 15 3/4", 18 1/4", 20" or 24" from wall by wing nut and bolt adjustment.



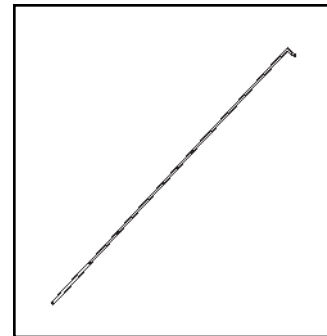
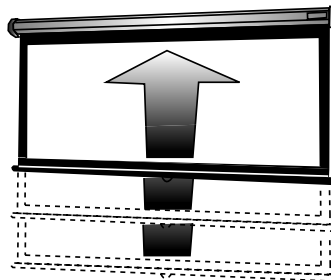
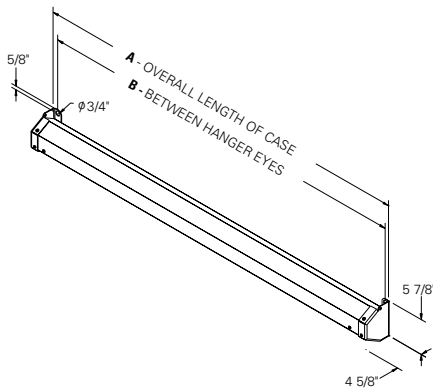
**No. 11 WALL BRACKET**

Screen can be extended 10" or 14" from wall by changing position of bracket.



**No. 6 WALL BRACKET**

Screen can be extended 6" from wall.



**PULL ROD - 38"**

Zinc plated rod with black plastic handle grip allows easy access to screen when mounted out of reach. Also can be used as a pointer.