



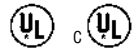
CONTOUR® ELECTROL®

Automatic Electric Projection Screen Model

SPECIFICATION DATA

DA-LITE SCREEN COMPANY, INC.
 3100 North Detroit Street
 Post Office Box 137
 Warsaw, Indiana 46581-0137
 Phone: 574-267-8101
 800-622-3737
 Fax: 574-267-7804
 Toll Free Fax: 877-325-4832
 www.da-lite.com
 e-mail: info@da-lite.com

SUGGESTED SPECIFICATIONS: _____ projection screen(s), _____ (H) x _____ (W), electrically operated 120 volt (60 Hz) not more than 2.4 amp. Shall have specially designed motor mounted inside the roller, to be three wire with ground, quick reversal type, oiled for life, with automatic thermal overload cutout, integral gears, capacitor and an electric brake to prevent coasting. To have preset but adjustable limit switches to automatically stop the picture surface in the "up" and "down" positions. Junction box shall be integrated into the housing making it possible to install the housing and wire to the building's electrical system during construction. The junction box shall contain a quick connect connector that is mounted in the housing for easy plug-in connection to the motorized fabric and roller assembly. The motorized fabric and roller assembly may be installed in the case at the factory or at a later time at the job site. The roller to be of rigid metal. Roller mounting brackets to be adjustable to allow centering or offsetting of the screen within the case. Screen case to be a two piece design made of extruded aluminum. Case to be finished in white lightly textured powder coat. Screen fabric to be a flame retardant and mildew resistant fiberglass with black masking borders standard. Bottom of fabric shall be formed into a pocket holding a metal rod. Screen to include a three-position control switch and cover plate. Screen to be listed by Underwriters' Laboratories.



Matte White: Seamless in all sizes.

Video Spectra 1.5 and High Contrast Matte White: Available in sizes where both dimensions do not exceed 8'.

High Power®: Available in sizes up to 9' x 12'. Horizontal seam required when both dimensions exceed 6'.

VIDEO (NTSC 4:3) FORMAT DIMENSIONS (2" standard black drop at top)

Viewing Area		Nominal Diagonal		Overall Length of Case		Approx. Ship. Wt.	
In.	Cm	In.	Cm	In.	Cm	Lbs.	Kg
43" x 57"	109 x 145	72"	183	69 ³ / ₄ "	177	44	20.0
50" x 67"	127 x 170	84"	213	79 ³ / ₄ "	203	49	22.2
57" x 77"	145 x 196	96"	244	93 ³ / ₄ "	238	57	25.8
60" x 80"	152 x 203	100"	254	93 ³ / ₄ "	238	57	25.8
69" x 92"	175 x 234	120"	305	105 ³ / ₄ "	269	64	29.0
87" x 116"	221 x 295	150"	381	129 ³ / ₄ "	330	87	39.5
105" x 140"	267 x 356	180"	457	153 ³ / ₄ "	391	97	44.0
120" x 160"	305 x 406	200"	508	173 ³ / ₄ "	441	109	49.4

HDTV (16:9) FORMAT DIMENSIONS (2" standard black drop at top)

Viewing Area		Nominal Diagonal		Overall Length of Case		Approx. Ship. Wt.	
In.	Cm	In.	Cm	In.	Cm	Lbs.	Kg
45" x 80"	114 x 203	92"	234	93 ³ / ₄ "	238	57	25.8
52" x 92"	132 x 234	106"	269	105 ³ / ₄ "	269	62	28.1
54" x 96"	137 x 244	110"	279	109 ³ / ₄ "	279	63	28.6
58" x 104"	147 x 264	119"	302	117 ³ / ₄ "	299	69	31.3
65" x 116"	165 x 295	133"	338	129 ³ / ₄ "	330	83	37.6
78" x 139"	198 x 353	159"	404	153 ³ / ₄ "	391	96	43.5
90" x 160"	229 x 406	184"	467	173 ³ / ₄ "	441	109	49.5

SQUARE FORMAT DIMENSIONS (screens with ^ have 2" standard black drop at top)

Sizes		Overall Length of Case		Approx. Ship. Wt.	
H x W	Cm	In.	Cm	Lbs.	Kg
50" x 50"	127 x 127	59 ³ / ₄ "	152	39	17.7
60" x 60"	152 x 152	69 ³ / ₄ "	177	45	20.4
70" x 70"	178 x 178	79 ³ / ₄ "	203	49	22.2
84" x 84"	213 x 213	93 ³ / ₄ "	238	58	26.3
6' x 8'^^	183 x 244	105 ³ / ₄ "	269	64	29.0
8' x 8'	244 x 244	105 ³ / ₄ "	269	66	29.9
7' x 9'^^	213 x 274	117 ³ / ₄ "	299	70	31.8
9' x 9'^^	274 x 274	117 ³ / ₄ "	299	75	34.0
8' x 10'^^	244 x 305	129 ³ / ₄ "	330	87	39.5
10' x 10'^^	305 x 305	129 ³ / ₄ "	330	89	40.4
9' x 12'^^	274 x 366	153 ³ / ₄ "	391	97	44.0
12' x 12'	366 x 366	153 ³ / ₄ "	391	98	44.5

Overall case length dimensions ±1/4".

Detail dimensional drawings, wiring diagrams and installation instructions available upon request.



Specifications subject to change without notice.

Custom formats and sizes available upon request.

WHEN ORDERING, MARK APPROPRIATE SELECTIONS:

Select size from charts on the other side.

Select viewing surface:

- Matte White  High Contrast Matte White 
- High Power  Video Spectra 1.5 
-  Greenguard[®] and Greenguard[®] Children and Schools Certified.

Optional Accessories:

- Extra Drop available to lower picture area more than normal. Specify total drop at top _____ (black or white) or at bottom _____ (black or white). 13' maximum total surface height including picture area.
- No borders (Black masking borders standard).
- Single Motor Low Voltage Control (LVC) – external.
- Single Motor Low Voltage Control (LVC) – built-in.
- Wireless Remote Control for LVC.
 - Radio Frequency Remote
 - Radio Frequency Range Extender available
 - Infrared Remote
- Silent Motor for sizes up to 9'x12'.
- Silent Motor with Integrated LVC for sizes up to 9'x12'.
- Key Locking Cover Plate for 120 V Switch or LVC.
- Key Operated Switch for 120 V only (Note: Cannot be used with LVC).
- 220 Volt (50 Hz) Motor.
- Video Projector Interface Control - external.
- Video Projector Interface Control - built-in (adds 3³/₄" to length of case).
- SCB-100 RS-232 Serial Control Board - external.
 - NET-100 Ethernet-Serial Adapter
- SCB-100 RS-232 Serial Control Board - built-in (adds 3³/₄" to length of case).
 - NET-100 Ethernet-Serial Adapter
- SCB-200 RS-232 Serial Control Board - built-in (adds 3³/₄" to length of case).
 - NET-200 Ethernet-Serial Adapter
 - WC-200 Wall Controller
 - IR-200 Infrared Remote

Project: _____

Architect: _____

Phone: _____

Contractor: _____

Phone: _____

Supervisor: _____

Phone: _____

Supplier: _____

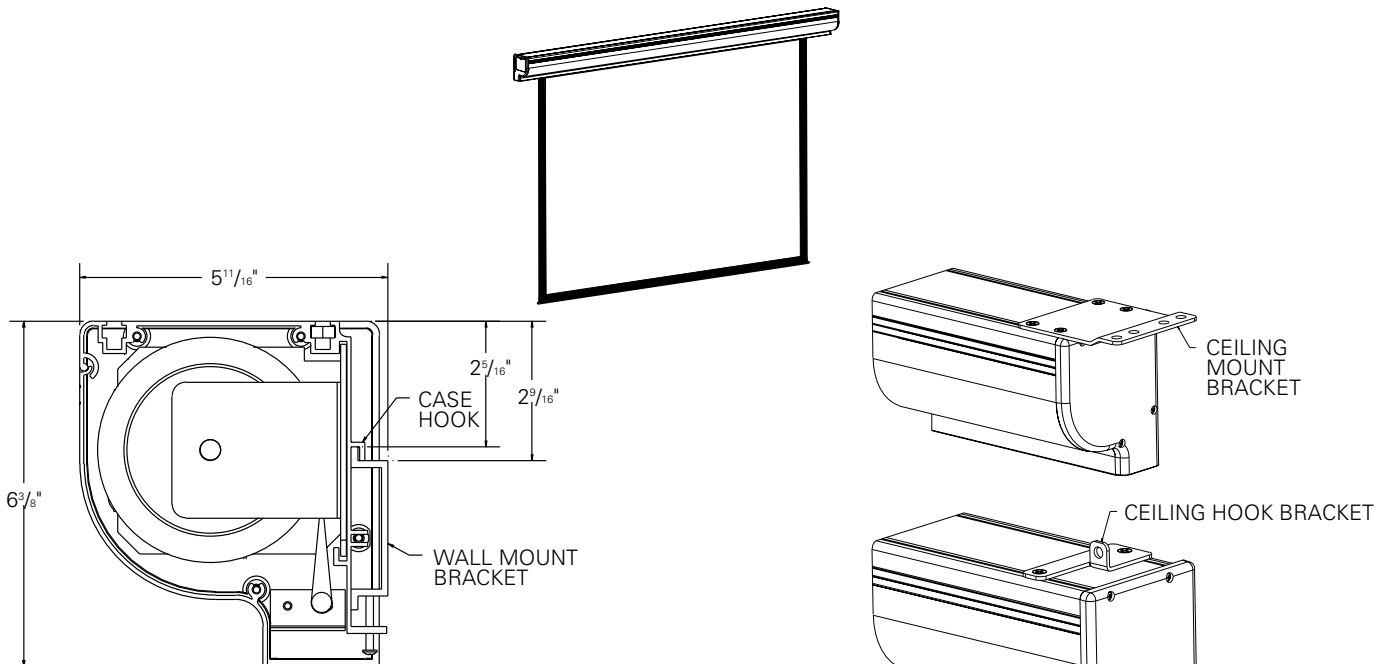
Date: _____

Revised: _____

- Veneer Case Cover (Choose from seven standard veneers).
 - Light Oak
 - Medium Oak
 - Natural Walnut
 - Heritage Walnut
 - Mahogany
 - Cherry
 - Honey Maple
- Graphite case color.
- Black case (white standard).

CONTOUR[®] ELECTROL[®]

METHODS OF INSTALLATION





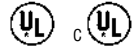
TENSIONED CONTOUR® ELECTROL®

Automatic Electric Projection Screen Model

SPECIFICATION DATA

DA-LITE SCREEN COMPANY, INC.
3100 North Detroit Street
Post Office Box 137
Warsaw, Indiana 46581-0137
Phone: 574-267-8101
800-622-3737
Fax: 574-267-7804
Toll Free Fax: 877-325-4832
www.da-lite.com
e-mail: info@da-lite.com

SUGGESTED SPECIFICATIONS: _____ projection screen(s), _____ (H) x _____ (W), electrically operated 120 volt (60 Hz) not more than 2.4 amp. Shall have specially designed motor mounted inside the roller, to be three wire with ground, quick reversal type, oiled for life, with automatic thermal overload cutout, integral gears, capacitor and an electric brake to prevent coasting. To have preset but adjustable limit switches to automatically stop the picture surface in the "up" and "down" positions. Junction box shall be integrated into the housing making it possible to install the housing and wire to the building's electrical system during construction. The junction box shall contain a quick connect connector that is mounted in the housing for easy plug-in connection to the motorized fabric and roller assembly. The motorized fabric and roller assembly may be installed in the case at the factory or at a later time at the job site. The roller to be of rigid metal. Roller mounting brackets to be adjustable to allow centering or offsetting of the screen within the case. Screen case to be a two piece design made of extruded aluminum. Case to be finished in black, lightly textured powder coat. Screen fabric to be flame retardant and mildew resistant vinyl with black masking borders standard. Each side of fabric to have a tab guide cable system to maintain even lateral tension and hold surface flat. Bottom of fabric to be inserted into a custom aluminum slat bar with added weight to provide vertical tension on the screen surface. The ends of the slat to be protected by heavy duty plastic caps enclosing a preset adjustable mechanism for screen tensioning. Screen to include a three-position control switch and cover plate. Screen to be listed by Underwriters' Laboratories.



All viewing surfaces will be seamless.

All viewing surfaces are standard with black backing except Da-Tex® and Dual Vision.

Audio Vision, High Contrast Audio Vision and High Contrast Cinema Perf available in sizes up to 87" x 116" in Video Format and 78" x 139" in HDTV Format.

VIDEO (NTSC 4:3) FORMAT DIMENSIONS

Viewing Area		Nominal Diagonal		Overall Length of Case		Approx. Ship. Wt.	
In.	Cm	In.	Cm	In.	Cm	Lbs.	Kg
43" x 57"	109 x 145	72"	183	77 ¹ / ₄ "	196	66	29.9
50" x 67"	127 x 170	84"	213	87 ³ / ₄ "	223	73	33.1
60" x 80"	152 x 203	100"	254	102 ¹ / ₄ "	260	84	38.1
69" x 92"	175 x 234	120"	305	111 ³ / ₄ "	284	94	42.6
87" x 116"	221 x 295	150"	381	137 ¹ / ₄ "	349	114	51.7
108" x 144"	274 x 366	180"	457	167 ³ / ₄ "	426	135	61.2
120" x 160"	305 x 406	200"	508	184 ¹ / ₄ "	468	148	67.1

HDTV (16:9) FORMAT DIMENSIONS

Viewing Area		Nominal Diagonal		Overall Length of Case		Approx. Ship. Wt.	
In.	Cm	In.	Cm	In.	Cm	Lbs.	Kg
45" x 80"	114 x 203	92"	234	100 ¹ / ₄ "	255	79	35.8
52" x 92"	132 x 234	106"	269	113 ¹ / ₄ "	288	83	37.6
54" x 96"	137 x 244	110"	279	117 ¹ / ₄ "	298	86	39.0
58" x 104"	147 x 264	119"	302	125 ³ / ₄ "	319	95	43.1
65" x 116"	165 x 295	133"	338	138 ³ / ₄ "	352	114	51.7
78" x 139"	198 x 353	159"	404	159 ³ / ₄ "	406	134	60.8
90" x 160"	229 x 406	184"	467	181 ¹ / ₄ "	460	148	67.3

SQUARE FORMAT DIMENSIONS

Sizes		Overall Length of Case		Approx. Ship. Wt.	
H x W	Cm	In.	Cm	Lbs.	Kg
50" x 50"	127 x 127	70 ³ / ₄ "	180	61	27.7
60" x 60"	152 x 152	82 ¹ / ₄ "	209	69	31.3
70" x 70"	178 x 178	93 ³ / ₄ "	238	77	34.9
84" x 84"	213 x 213	105 ¹ / ₄ "	267	88	39.9
6' x 8'	183 x 244	115 ³ / ₄ "	294	97	44.0
8' x 8'	244 x 244	118 ¹ / ₄ "	300	100	45.4
7' x 9'	213 x 274	129 ¹ / ₄ "	328	108	49.0
9' x 9'	274 x 274	131 ³ / ₄ "	335	105	47.6
8' x 10'	244 x 305	142 ¹ / ₄ "	361	118	53.5
10' x 10'	305 x 305	145 ¹ / ₄ "	369	120	54.4
9' x 12'	274 x 366	167 ³ / ₄ "	426	130	59.0
12' x 12'	366 x 366	171 ³ / ₄ "	436	135	61.2

Overall case length dimensions $\pm 1/4$ ".

Detail dimensional drawings, wiring diagrams and installation instructions available upon request.

Specifications subject to change without notice.

All screens standard with 12" black drop at the top.

Custom formats and sizes available upon request.

Extra drop may alter case dimensions. Contact Da-Lite for details.

WHEN ORDERING, MARK APPROPRIATE SELECTIONS:

Select size from charts on the other side.

Select viewing surface:

- | | |
|------------------------------------------------------|-----------------------------------------------------|
| <input type="checkbox"/> Da-Mat® | <input type="checkbox"/> High Contrast Audio Vision |
| <input type="checkbox"/> Cinema Vision | <input type="checkbox"/> High Contrast Cinema Perf |
| <input type="checkbox"/> Da-Tex® (Rear) | <input type="checkbox"/> Pearlescent |
| <input type="checkbox"/> High Contrast Da-Mat® | <input type="checkbox"/> Audio Vision |
| <input type="checkbox"/> High Contrast Cinema Vision | <input type="checkbox"/> Dual Vision |

Options:

- Single Motor Low Voltage Control (LVC) external.
- Single Motor Low Voltage Control (LVC) built-in.
- Wireless Remote Control for LVC.
 - Radio Frequency Remote.
 - Radio Frequency Range Extender available
 - Infrared Remote.
- Key Locking Cover Plate for 120V or LVC Switch.
- Silent Motor for sizes up to 9'x12'.
- Silent Motor with Integrated LVC for sizes up to 9'x12'.
- Key Operated Switch for 120V only (NOTE: Cannot be used with LVC).
- 220 Volt (50 Hz) Motor.
- Video Projector Interface Control - external.
- Video Projector Interface Control - built-in (adds 3³/₄" to length of case).
- SCB-100 RS-232 Serial Control Board - external.
 - NET-100 Ethernet-Serial Adapter
- SCB-100 RS-232 Serial Control Board - built in (adds 3³/₄" to length of case).
 - NET-100 Ethernet-Serial Adapter
- SCB-200 RS-232 Serial Control Board - built-in (adds 3³/₄" to length of case).
 - NET-200 Ethernet-Serial Adapter
 - WC-200 Wall Controller
 - IR-200 Infrared Remote

Project: _____

Architect: _____

Phone: _____

Contractor: _____

Phone: _____

Supervisor: _____

Phone: _____

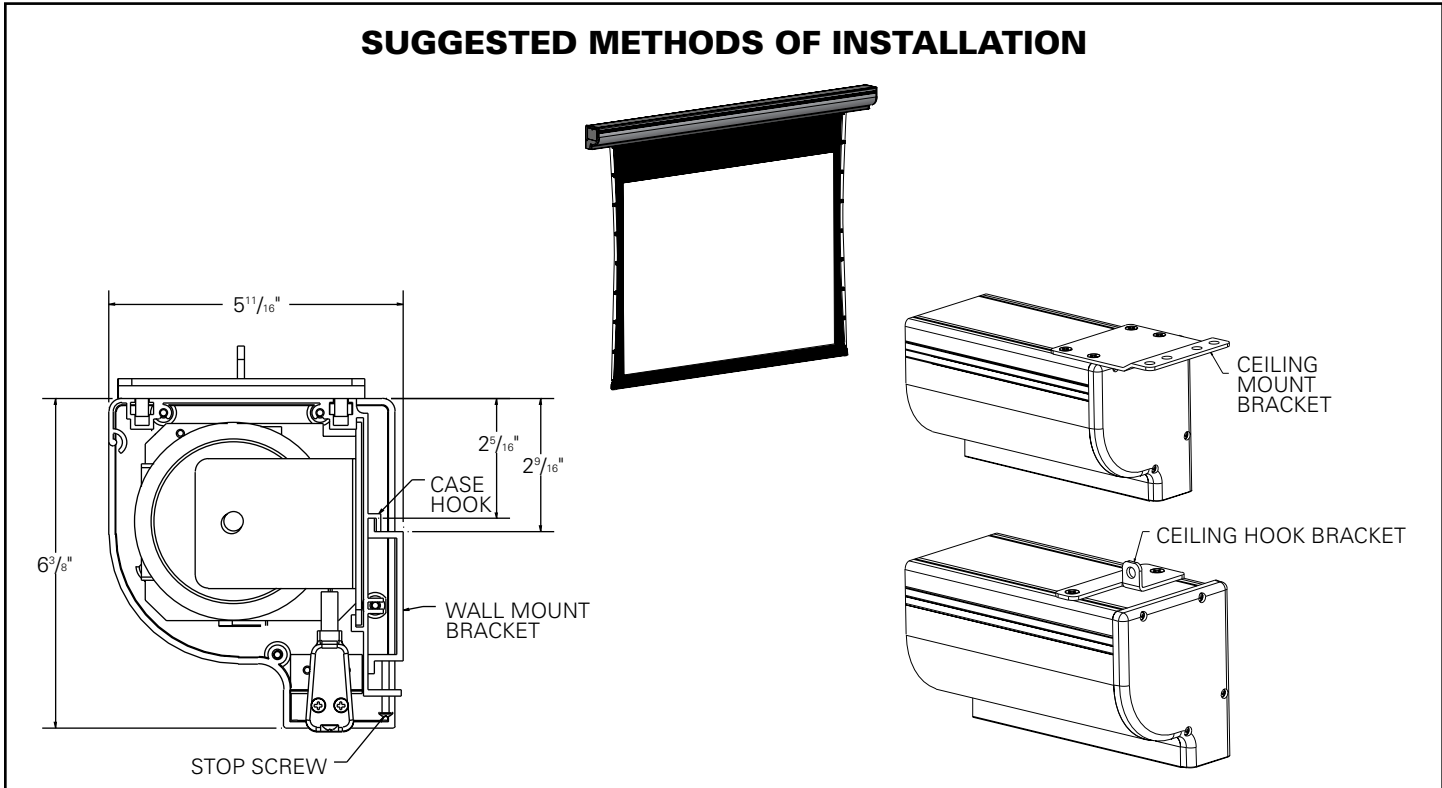
Date: _____

Revised: _____

- Veneer Case Cover (Choose from seven standard veneers).
 - Light Oak
 - Medium Oak
 - Natural Walnut
 - Heritage Walnut
 - Mahogany
 - Cherry
 - Honey Maple
- Graphite case color.
- White case (black standard).

TENSIONED CONTOUR® ELECTROL®

SUGGESTED METHODS OF INSTALLATION





DESIGNER CONTOUR[®] ELECTROL[®]

Automatic Electric Projection Screen Model

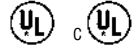
SPECIFICATION DATA

DA-LITE SCREEN COMPANY, INC.
3100 North Detroit Street
Post Office Box 137
Warsaw, Indiana 46581-0137
Phone: 574-267-8101
800-622-3737
Fax: 574-267-7804
Toll Free Fax: 877-325-4832
www.da-lite.com
e-mail: info@da-lite.com

SUGGESTED SPECIFICATIONS: _____ projection screen(s), _____ (H) x _____ (W), electrically operated 120 volt (60 Hz) not more than 1.2 amp. Shall have specially designed motor mounted inside the roller, to be three wire with ground, quick reversal type, oiled for life, with automatic thermal overload cutout, integral gears, capacitor and an electric brake to prevent coasting. To have preset but adjustable limit switches to automatically stop the picture surface in the "up" and "down" positions. The roller to be of rigid metal. Roller mounting brackets to be adjustable to allow centering or offsetting of the screen within the case. Screen case to be a two piece design made of extruded aluminum. Case to be finished in white, lightly textured powder coat. Screen fabric to be flame retardant and mildew resistant fiberglass with black masking borders standard. Bottom of fabric shall be formed into a pocket holding a metal rod. Screen to include a three-position control switch and cover plate. Screen to be listed by Underwriters' Laboratories.

Matte White, High Contrast Matte White and Video Spectra 1.5: Seamless in all sizes.

High Power[®]: Horizontal seam required when both dimensions exceed 6'.



VIDEO (NTSC 4:3) FORMAT DIMENSIONS (2" standard black drop at top)

Viewing Area		Nominal Diagonal		Overall Length of Case		Approx. Ship. Wt.	
H x W	Cm	In.	Cm	In.	Cm	Lbs.	Kg
43" x 57"	109 x 145	72"	183	69 ¹ / ₄ "	176	34	15.4
50" x 67"	127 x 170	84"	213	79 ¹ / ₄ "	201	37	16.8
57" x 77"	145 x 196	96"	244	93 ¹ / ₄ "	237	42	19.1
60" x 80"	152 x 203	100"	254	93 ¹ / ₄ "	237	42	19.1
69" x 92"	175 x 234	120"	305	105 ¹ / ₄ "	267	47	21.3

HDTV (16:9) FORMAT DIMENSIONS (2" standard black drop at top)

Viewing Area		Nominal Diagonal		Overall Length of Case		Approx. Ship. Wt.	
H x W	Cm	In.	Cm	In.	Cm	Lbs.	Kg
37 ¹ / ₂ " x 67"	95 x 170	77"	196	79 ¹ / ₄ "	201	37	16.8
45" x 80"	114 x 203	92"	234	93 ¹ / ₄ "	237	42	19.1
52" x 92"	132 x 234	106"	269	105 ¹ / ₄ "	267	47	21.3

SQUARE FORMAT DIMENSIONS (screens with ^ have 2" standard black drop at top)

Sizes		Overall Length of Case		Approx. Ship. Wt.	
H x W	Cm	In.	Cm	Lbs.	Kg
50" x 50"	127 x 127	59 ¹ / ₄ "	150	28	12.7
60" x 60"	152 x 152	69 ¹ / ₄ "	176	34	15.4
70" x 70"	178 x 178	79 ¹ / ₄ "	201	37	16.8
84" x 84"	213 x 213	93 ¹ / ₄ "	237	42	19.1
6' x 8' ^	183 x 244	105 ¹ / ₄ "	267	47	21.3
8' x 8'	244 x 244	105 ¹ / ₄ "	267	48	21.8

Overall case length dimensions ±¹/₄".

Detail dimensional drawings, wiring diagrams and installation instructions available upon request.


Specifications subject to change without notice.

Custom formats and sizes available upon request.

WHEN ORDERING, MARK APPROPRIATE SELECTIONS:

Select size from charts on the other side.

Select viewing surface:

- Matte White 
- High Contrast Matte White 
- High Power 
- Video Spectra 1.5 

 Greenguard® and Greenguard® Children and Schools Certified.

Optional Accessories:

- No borders (Black masking borders standard).
- Single Motor Low Voltage Control (LVC) – external.
- Single Motor Low Voltage Control (LVC) – built in (adds 5" to length of case).
- Wireless Remote Control for LVC.
 - Radio Frequency Remote.
 - Radio Frequency Range Extender available
 - Infrared Remote.
- Key Locking Cover Plate for 120 V Switch or LVC Switch.
- Key Operated Switch for 120 V only (Note: Cannot be used with LVC).
- 220 Volt (50 Hz) Motor.
- Video Projector Interface Control - external.
- External SCB-100 - RS-232 Serial Control Board
 - NET-100 Ethernet-Serial Adapter
- Veneer Case Cover (Choose from seven standard veneers).
 - Light Oak
 - Medium Oak
 - Natural Walnut
 - Heritage Walnut
 - Mahogany
 - Cherry
 - Honey Maple
- Graphite case color.
- Black case (white standard).

Project: _____

Architect: _____

Phone: _____

Contractor: _____

Phone: _____

Supervisor: _____

Phone: _____

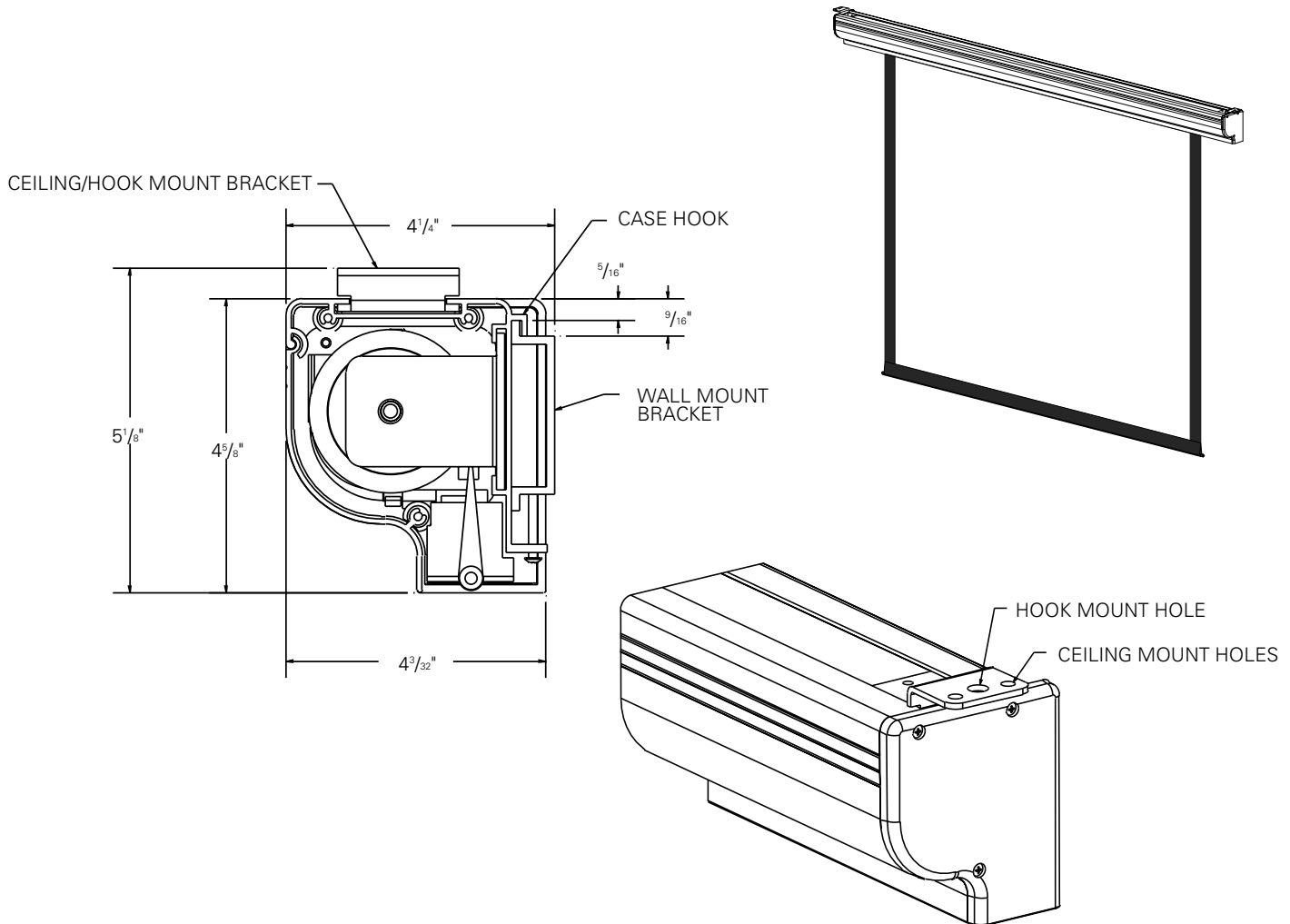
Supplier: _____

Date: _____

Revised: _____

DESIGNER CONTOUR® ELECTROL®

METHODS OF INSTALLATION





DESIGNER CONTOUR® ELECTROL® WITH BUILT-IN INFRARED REMOTE CONTROL

Automatic Electric Projection Screen Model

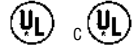
SPECIFICATION DATA

DA-LITE SCREEN COMPANY, INC.
 3100 North Detroit Street
 Post Office Box 137
 Warsaw, Indiana 46581-0137
 Phone: 574-267-8101
 800-622-3737
 Fax: 574-267-7804
 Toll Free Fax: 877-325-4832
 www.da-lite.com
 e-mail: info@da-lite.com

SUGGESTED SPECIFICATIONS: _____ projection screen(s), _____ (H) x _____ (W), electrically operated 120 volt (60 Hz) not more than 1.2 amp. Shall have specially designed motor mounted inside the roller, to be three wire with ground, quick reversal type, oiled for life, with automatic thermal overload cutout, integral gears, capacitor and an electric brake to prevent coasting. To have preset but adjustable limit switches to automatically stop the picture surface in the "up" and "down" positions. The roller to be of rigid metal. Roller mounting brackets to be adjustable to allow centering or offsetting of the screen within the case. Screen case to be a two piece design made of extruded aluminum. Case to be finished in white lightly textured powder coat. Screen fabric to be flame retardant and mildew resistant fiberglass with black masking borders standard. Bottom of fabric shall be formed into a pocket holding a metal rod. Screen to include a three-position control switch, cover plate and 10' power cord with 3-prong plug. Screen to be listed by Underwriters' Laboratories.

Matte White, High Contrast Matte White and Video Spectra 1.5: Seamless in all sizes.

High Power®: Horizontal seam required when both dimensions exceed 6'.



VIDEO (NTSC 4:3) FORMAT DIMENSIONS (2" standard black drop at top)

Viewing Area		Nominal Diagonal		Overall Length of Case		Approx. Ship. Wt.	
H x W	Cm	In.	Cm	In.	Cm	Lbs.	Kg
43" x 57"	109 x 145	72"	183	74 1/4"	189	36	16.3
50" x 67"	127 x 170	84"	213	84 1/4"	214	39	17.7
57" x 77"	145 x 196	96"	244	98 1/4"	250	44	20.0
60" x 80"	152 x 203	100"	254	98 1/4"	250	44	20.0
69" x 92"	175 x 234	120"	305	110 1/4"	280	49	22.2

HDTV (16:9) FORMAT DIMENSIONS (2" standard black drop at top)

Viewing Area		Nominal Diagonal		Overall Length of Case		Approx. Ship. Wt.	
H x W	Cm	In.	Cm	In.	Cm	Lbs.	Kg
37 1/2" x 67"	95 x 170	77"	196	84 1/4"	214	39	17.7
45" x 80"	114 x 203	92"	234	98 1/4"	250	44	20.0
52" x 92"	132 x 234	106"	269	110 1/4"	280	49	22.2

SQUARE FORMAT DIMENSIONS (screens with ^ have 2" standard black drop at top)

Sizes		Overall Length of Case		Approx. Ship. Wt.	
H x W	Cm	In.	Cm	Lbs.	Kg
50" x 50"	127 x 127	64 1/4"	163	30	13.6
60" x 60"	152 x 152	74 1/4"	189	36	16.3
70" x 70"	178 x 178	84 1/4"	214	39	17.7
84" x 84"	213 x 213	98 1/4"	250	44	20.0
6' x 8' ^	183 x 244	110 1/4"	280	49	22.2
8' x 8'	244 x 244	110 1/4"	280	50	22.7

Overall case length dimensions ± 1/4".

Detail dimensional drawings, wiring diagrams and installation instructions available upon request.

Specifications subject to change without notice.

Custom formats and sizes available upon request.

WHEN ORDERING, MARK APPROPRIATE SELECTIONS:

Select size from charts on the other side.

Select viewing surface:

- Matte White
- High Contrast Matte White
- High Power
- Video Spectra 1.5

Greenguard® and Greenguard® Children and Schools Certified.

Optional Accessories:

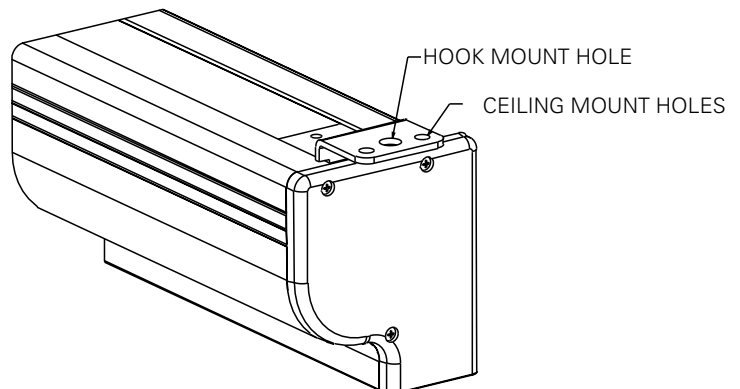
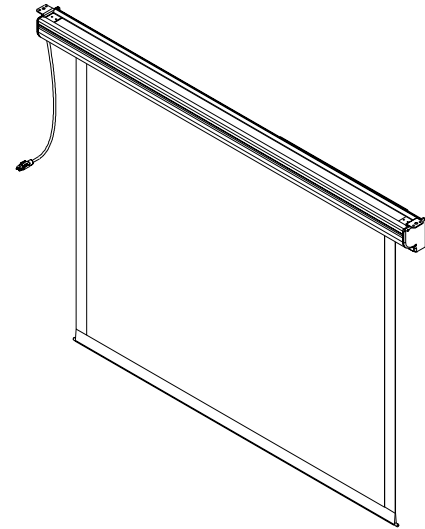
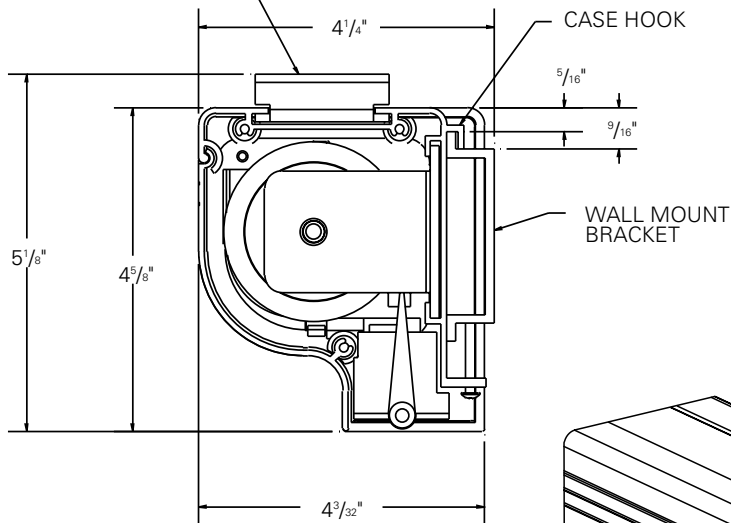
- No borders (Black masking borders standard).
- Key Locking Cover Plate.
- 220 Volt (50 Hz) Motor.
- Veneer Case Cover (Choose from seven standard veneers).
 - Light Oak
 - Medium Oak
 - Natural Walnut
 - Heritage Walnut
 - Mahogany
 - Cherry
 - Honey Maple
- Graphite case color.
- Black case (white standard).

Project:	_____
Architect:	_____
Phone:	_____
Contractor:	_____
Phone:	_____
Supervisor:	_____
Phone:	_____
Supplier:	_____
Date:	_____
Revised:	_____

DESIGNER CONTOUR® ELECTROL® WITH BUILT-IN INFRARED REMOTE CONTROL

METHODS OF INSTALLATION

CEILING/HOOK MOUNT BRACKET





DESIGNER CONTOUR[®] MANUAL with CSR

Spring Roller-Type Screen

SPECIFICATION DATA

DA-LITE SCREEN COMPANY, INC.
3100 North Detroit Street
Post Office Box 137
Warsaw, Indiana 46581-0137
Phone: 574-267-8101
800-622-3737
Fax: 574-267-7804
Toll Free Fax: 877-325-4832
www.da-lite.com
e-mail: info@da-lite.com

SUGGESTED SPECIFICATIONS: _____ projection screen(s), _____ (H) x _____ (W), wall or ceiling mounting type. Screen case to be a two piece design made of extruded aluminum. Case to be finished in white, lightly textured powder coat. End caps made of high strength plastic concealing roller ends with integral bearing surface to support roller. To be equipped with Controlled Screen Return (CSR) to control the return speed of the screen into the case. Bottom of fabric shall be mounted securely into a powder coated tubular steel slat. Ends of slat shall be protected by plastic caps. A 36" pull cord with plastic knob is included. To have masking borders standard on flame retardant and mildew resistant fiberglass fabric. Fabric shall be mounted into a metal strip in a Camlok[®] roller system without tape, glue, staples, or cords so that fabric may be easily replaced yet cannot be pulled from roller.

Matte White, High Contrast Matte White and Video Spectra 1.5: Surfaces will be seamless.

High Power[®]: Horizontal seam required when both dimensions exceed 6'.

VIDEO (NTSC 4:3) FORMAT DIMENSIONS

Viewing Area		Nominal Diagonal		Overall Length of Case		Approx. Ship. Wt.	
H x W	Cm	In.	Cm	In.	Cm	Lbs.	Kg
43" x 57"	109 x 145	72"	183	63"	160	25	11.3
50" x 67"	127 x 170	84"	213	73"	185	30	13.6
57" x 77"	145 x 196	96"	244	84"	213	33	15.0
60" x 80"	152 x 203	100"	254	87"	221	37	16.8
69" x 92"	175 x 234	120"	305	99"	251	38	17.2

HDTV (16:9) FORMAT DIMENSIONS

Viewing Area		Nominal Diagonal		Overall Length of Case		Approx. Ship. Wt.	
H x W	Cm	In.	Cm	In.	Cm	Lbs.	Kg
37 1/2" x 67"	95 x 170	77"	196	73"	185	30	13.6
45" x 80"	114 x 203	92"	234	87"	221	37	16.8
52" x 92"	132 x 234	106"	269	99"	251	38	17.2

SQUARE FORMAT DIMENSIONS

Sizes		Overall Length of Case		Approx. Ship. Wt.	
H x W	Cm	In.	Cm	Lbs.	Kg
60" x 60"	152 x 152	63"	160	25	11.3
70" x 70"	178 x 178	73"	185	30	13.5
84" x 84"	213 x 213	87"	221	37	16.8
6' x 8'	183 x 244	99"	251	38	17.2
8' x 8'	244 x 244	99"	251	39	17.7

WHEN ORDERING, MARK APPROPRIATE SELECTIONS:

Select size from charts above.

Select viewing surface:

- Matte White
 High Contrast Matte White
 High Power[®]
 Video Spectra 1.5
 Greenguard[®] and Greenguard[®] Children and Schools Certified.

Options:

- No. 6 Wall Bracket – 6" non-adjustable extension brackets (75# per pair maximum) (black or white).
 No. 11 Wall Bracket – 10" or 14" non-adjustable extension brackets (75# per pair maximum) (black or white).
 No. 23 Adjustable Wall Bracket – 10", 14", 15 3/4", 18 1/4", 20", or 24" adjustable extension brackets (75# per pair maximum) (black or white).
 Tilt-Lock for Keystone Elimination (used with extension brackets).
 T-Bar Clip for drop ceilings (50# per pair maximum) (black or white).
 Pull Rod - 38".
 No borders (Black masking borders standard).
- Veneer Case Cover (Choose from seven standard veneers).
 Light Oak
 Medium Oak
 Natural Walnut
 Heritage Walnut
 Mahogany
 Cherry
 Honey Maple
 Graphite case color.
 Black case (white standard).

Overall case length dimensions ±1/8".

Detail dimensional drawings and installation instructions available upon request.

Specifications subject to change without notice.

Custom formats and sizes available upon request.

Project: _____

Architect: _____

Phone: _____

Contractor: _____

Phone: _____

Supervisor: _____

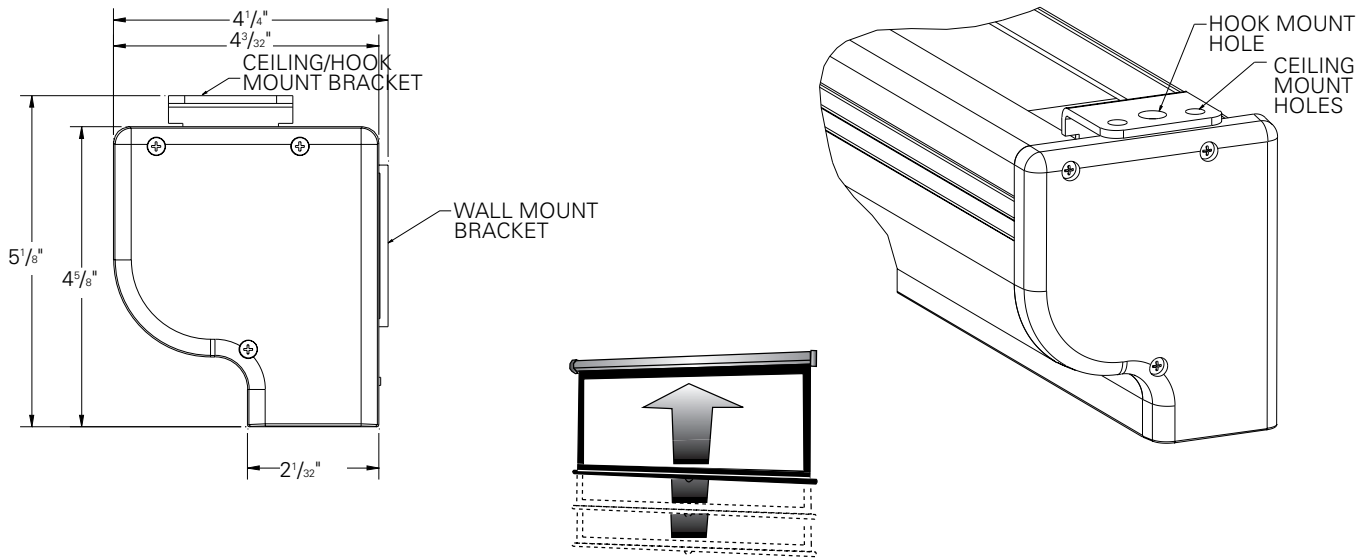
Phone: _____

Supplier: _____

Date: _____

Revised: _____

METHODS OF INSTALLATION

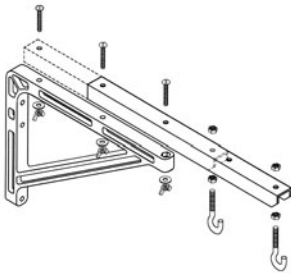


OPTIONAL ACCESSORIES

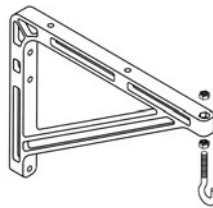
OPTIONAL ACCESSORIES: to provide clearance: Furnish 6" heavy extension wall brackets to mount screen. To provide for keystone elimination: Furnish #11 or #23 adjustable extension wall brackets. Furnish magnetic tilt lock for keystone elimination.

NOTE: Brackets also are used for mounting screen across a corner.

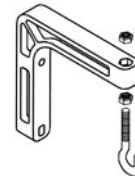
EXTENSION WALL BRACKETS (75# PER PAIR MAXIMUM)



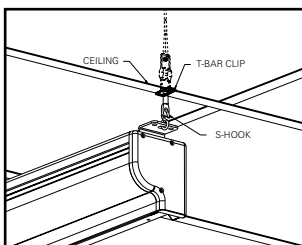
No. 23 ADJUSTABLE WALL BRACKET
Screen can be extended 10", 14", 15 3/4", 18 1/4", 20" or 24" from wall by wing nut and bolt adjustment.



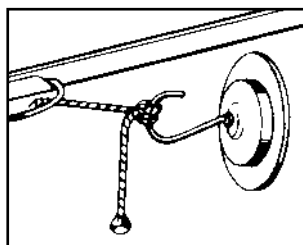
No. 11 WALL BRACKET
Non-adjustable. Permits screen to extend 10" or 14" from wall.




No. 6 WALL BRACKET
Non-adjustable. Permits screen to extend 6" from wall.



T-BAR CLIP (50# PER PAIR MAXIMUM)



TILT LOCK for Keystone elimination. Used with extension brackets or T-Bar Clips.



PULL ROD - 38"
Zinc plated rod with black plastic handle grip allows easy access to screen when mounted out of reach. Also can be used as a pointer.