

Interactive Visualizer
AVerVision VP-1

Present with Ease





Compact, Simple, and Practical



The AVerVision VP-1, an ultra-compact and lightweight interactive visualizer, makes presenting even easier than ever. Setting up the AVerVision VP-1 takes a matter of seconds, while its user-friendly control panel makes operating the AVerVision VP-1 just as simple as set up.

Using such a breakthrough portable interactive visualizer doesn't mean giving up image quality as the AVerVision VP-1 features a 2M pixel sensor and an 8X digital zoom. The AVerVision VP-1's size and functionality allows for true presenting power anytime, anywhere.



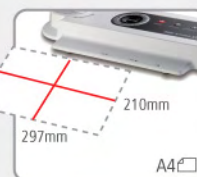
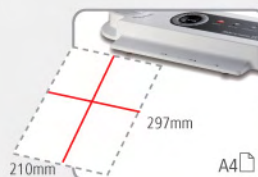
Easy-to-Use and Portable

The AVerVision VP-1's innovative swivel arm and camera head can be unfolded or folded in three easy steps, making this interactive visualizer remarkably portable yet still practical as the AVerVision VP-1 provides an A4-sized landscape shooting area.



Nifty Paper Guide

Quickly align A4-sized documents with the AVerVision VP-1 camera's shooting area using the convenient paper guide. Whether presenting in portrait or landscape format, the paper guide clearly marks where to place your document accordingly.



Crystal Clear

Don't waste time during your presentations. Automatically adjust the focus and white balance with just one push of the AVerVision VP-1's Auto button to instantaneously display crystal clear images of any document or 3-D object.



Freeze! Don't Move!

Pushing the freeze button on the AVerVision VP-1's simple control panel displays a still image of your presented object. This prevents disruption of presented objects during presentations.



Freeze On



Freeze Off

Conveniently Rotate Images

The Flip/Mirror button increases the versatility of the AVerVision VP-1 by easily flipping images vertically or horizontally. Mirroring or unmirroring images can also be done using this button.



Flip



Mirror

Versatile Camera Head


Not only can the AVerVision VP-1's camera head be positioned to display objects placed on platforms such as tables, but can also be adjusted to its fully unfolded upright position to easily capture live video feed with the help of the Flip/Mirror button.



Position 1



Position 2



Documents



3D Objects



Microscopic Images



Notebook/PC (RGB Input)



AVerVision VP-1



LCD Projector



LCD Monitor



TV


Product Specifications

Image Sensor	1/4" CMOS
Total Pixels	2M Pixels
Output Resolution	1280 x 960 (Max.)
Lens	f1 = 3.41mm
Zoom	8X Digital Zoom
Frame Rate	15fps (Max.)
Focus	Auto
Shooting Area	340 x 255 mm
Swivel Arm Rotation	0° - 180°
Camera Head Rotation	0° - 90°
On-Screen Display (OSD)	Text Message Only
Image Effect	Flip / Mirror / Freeze
Image Adjust. (White Balance/Exposure)	Auto
Flicker Filter Control	Auto
VGA Input/Output	Provided (15-Pins D-Sub, Pass Through)
Composite Video Output	Provided
Dimensions	Operating: 275mm x 114mm x 360mm Folded: 275mm x 114mm x 70mm
Net Weight	1.2 kg (about 2.64 lb)
Power Source	100-240V, 50-60Hz
Warranty	2 Year Limited Parts and Labor *1
Certifications	FCC, CE

Package Content

AVerVision VP-1	User Manual
Power Cord & Adapter	Carrying Bag
VGA Cable	Warranty Card
RCA cable	

*1 Please refer to warranty card




Optional Accessories



Microscope Adapter

Distributor / Dealer :



AVerMedia®
www.avermedia.com
www.avervision.com