



GRAFIK Eye® QS Reference List



Table of Contents

Grafik Eye QS 3

Grafik Eye QS with EcoSystem® 4

Grafik Eye QS Faceplate Kits 6

Grafik Eye QS Button Kits 7

Grafik Eye QS Stripe Kits 7

seeTouch® QS Wallstations 7

seeTouch QS Faceplate Kits 8

seeTouch QS Button Kits. 10

International seeTouch QS Wallstations 13

International seeTouch QS Faceplate Kits 14

International seeTouch QS Button Kits. 16

Color Suffixes 17

Control Interfaces 18

Accessories. 18

Power Modules 19

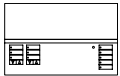
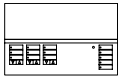
Occupancy Sensors 19



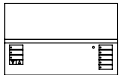

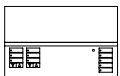
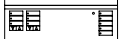
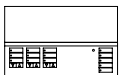

Occupancy Sensor Power Packs 20




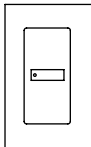
Standard Color Combinations 21

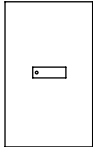
	Model Number	Description
GRAFIK Eye QS with 0 shade zones		
Color options: Architectural Matte, Satin Color Matte, Architectural Metal, Anodized Metal, and International Wallbox Finishes (See page 17)		
	QSG-3P120-XX	120 V control unit, 3 lighting zones, 0 shade zones.
	QSG-3P120-TXX	120 V control unit, 3 lighting zones, translucent top, 0 shade zones.
	QSG-4P120-XX	120 V control unit, 4 lighting zones, 0 shade zones.
	QSG-4P120-TXX	120 V control unit, 4 lighting zones, translucent top, 0 shade zones.
	QSG-6P120-XX	120 V control unit, 6 lighting zones, 0 shade zones.
	QSG-6P120-TXX	120 V control unit, 6 lighting zones, translucent top, 0 shade zones.
GRAFIK Eye QS with 1 shade zone		
Color options: Architectural Matte, Satin Color Matte, Architectural Metal, Anodized Metal, and International Wallbox Finishes (See page 17)		
	QSG-3P120-1XX	120 V control unit, 3 lighting zones, 1 shade zone.
	QSG-3P120-1TXX	120 V control unit, 3 lighting zones, translucent top, 1 shade zone.
	QSG-4P120-1XX	120 V control unit, 4 lighting zones, 1 shade zone.
	QSG-4P120-1TXX	120 V control unit, 4 lighting zones, translucent top, 1 shade zone.
	QSG-6P120-1XX	120 V control unit, 6 lighting zones, 1 shade zone.
	QSG-6P120-1TXX	120 V control unit, 6 lighting zones, translucent top, 1 shade zone.
GRAFIK Eye QS with 2 shade zones		
Color options: Architectural Matte, Satin Color Matte, Architectural Metal, Anodized Metal, and International Wallbox Finishes (See page 17)		
	QSG-3P120-2XX	120 V control unit, 3 lighting zones, 2 shade zones.
	QSG-3P120-2TXX	120 V control unit, 3 lighting zones, translucent top, 2 shade zones.
	QSG-4P120-2XX	120 V control unit, 4 lighting zones, 2 shade zones.
	QSG-4P120-2TXX	120 V control unit, 4 lighting zones, translucent top, 2 shade zones.
	QSG-6P120-2XX	120 V control unit, 6 lighting zones, 2 shade zones.
	QSG-6P120-2TXX	120 V control unit, 6 lighting zones, translucent top, 2 shade zones.

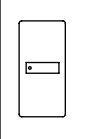
	Model Number	Description
GRAFIK Eye QS with 3 shade zones		
Color options: Architectural Matte, Satin Color Matte, Architectural Metal, Anodized Metal, and International Wallbox Finishes (See page 17)		
	QSG-3P120-3XX	120 V control unit, 3 lighting zones, 3 shade zones.
	QSG-3P120-3TXX	120 V control unit, 3 lighting zones, translucent top, 3 shade zones.
	QSG-4P120-3XX	120 V control unit, 4 lighting zones, 3 shade zones.
	QSG-4P120-3TXX	120 V control unit, 4 lighting zones, translucent top, 3 shade zones.
	QSG-6P120-3XX	120 V control unit, 6 lighting zones, 3 shade zones.
	QSG-6P120-3TXX	120 V control unit, 6 lighting zones, translucent top, 3 shade zones.
GRAFIK Eye QS with EcoSystem® and 0 shade zones		
Color options: Architectural Matte, Satin Color Matte, Architectural Metal, Anodized Metal, and International Wallbox Finishes (See page 17)		
	QSG-6E120-XX	120 V control unit, 6 lighting zones, 0 shade zones.
	QSG-6E120-TXX	120 V control unit, 6 lighting zones, translucent top, 0 shade zones.
	QSG-8E120-XX	120 V control unit, 8 lighting zones, 0 shade zones.
	QSG-8E120-TXX	120 V control unit, 8 lighting zones, translucent top, 0 shade zones.
	QSG-16E120-XX	120 V control unit, 16 lighting zones, 0 shade zones.
	QSG-16E120-TXX	120 V control unit, 16 lighting zones, translucent top, 0 shade zones.
GRAFIK Eye QS with EcoSystem and 1 shade zone		
Color options: Architectural Matte, Satin Color Matte, Architectural Metal, Anodized Metal, and International Wallbox Finishes (See page 17)		
	QSG-6E120-1XX	120 V control unit, 6 lighting zones, 1 shade zone.
	QSG-6E120-1TXX	120 V control unit, 6 lighting zones, translucent top, 1 shade zone.
	QSG-8E120-1XX	120 V control unit, 8 lighting zones, 1 shade zone.
	QSG-8E120-1TXX	120 V control unit, 8 lighting zones, translucent top, 1 shade zone.
	QSG-16E120-1XX	120 V control unit, 16 lighting zones, 1 shade zone.
	QSG-16E120-1TXX	120 V control unit, 16 lighting zones, translucent top, 1 shade zone.

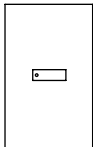
	Model Number	Description
GRAFIK Eye QS with EcoSystem® and 2 shade zones		
Color options: Architectural Matte, Satin Color Matte, Architectural Metal, Anodized Metal, and International Wallbox Finishes (See page 17)		
	QSG-6E120-2XX	120 V control unit, 6 lighting zones, 2 shade zones.
	QSG-6E120-2TXX	120 V control unit, 6 lighting zones, translucent top, 2 shade zones.
	QSG-8E120-2XX	120 V control unit, 8 lighting zones, 2 shade zones.
	QSG-8E120-2TXX	120 V control unit, 8 lighting zones, translucent top, 2 shade zones.
	QSG-16E120-2XX	120 V control unit, 16 lighting zones, 2 shade zones.
	QSG-16E120-2TXX	120 V control unit, 16 lighting zones, translucent top, 2 shade zones.
GRAFIK Eye QS with EcoSystem and 3 shade zones		
Color options: Architectural Matte, Satin Color Matte, Architectural Metal, Anodized Metal, and International Wallbox Finishes (See page 17)		
	QSG-6E120-3XX	120 V control unit, 6 lighting zones, 3 shade zones.
	QSG-6E120-3TXX	120 V control unit, 6 lighting zones, translucent top, 3 shade zones.
	QSG-8E120-3XX	120 V control unit, 8 lighting zones, 3 shade zones.
	QSG-8E120-3TXX	120 V control unit, 8 lighting zones, translucent top, 3 shade zones.
	QSG-16E120-3XX	120 V control unit, 16 lighting zones, 3 shade zones.
	QSG-16E120-3TXX	120 V control unit, 16 lighting zones, translucent top, 3 shade zones.


	Model Number	Description
GRAFIK Eye QS Faceplate Kits with 0 shade zones (includes default stripe and buttons - see pages 21-23)		
Color options: Architectural Matte, Satin Color Matte, Architectural Metal, Anodized Metal, and International Wallbox Finishes (See page 17)		
	QSGF-XX	Faceplate kit, 0 shade zones.
	QSGF-TXX	Faceplate kit, translucent top, 0 shade zones.
GRAFIK Eye QS Faceplate Kits with 1 shade zone (includes default stripe and buttons - see pages 21-23)		
Color options: Architectural Matte, Satin Color Matte, Architectural Metal, Anodized Metal, and International Wallbox Finishes (See page 17)		
	QSGF-1XX	Faceplate kit, 1 shade zone.
	QSGF-1TXX	Faceplate kit, translucent top, 1 shade zone.
GRAFIK Eye QS Faceplate Kits with 2 shade zones (includes default stripe and buttons - see pages 21-23)		
Color options: Architectural Matte, Satin Color Matte, Architectural Metal, Anodized Metal, and International Wallbox Finishes (See page 17)		
	QSGF-2XX	Faceplate kit, 2 shade zones.
	QSGF-2TXX	Faceplate kit, translucent top, 2 shade zones.
GRAFIK Eye QS Faceplate Kits with 3 shade zones (includes default stripe and buttons - see pages 21-23)		
Color options: Architectural Matte, Satin Color Matte, Architectural Metal, Anodized Metal, and International Wallbox Finishes (See page 17)		
	QSGF-3XX	Faceplate kit, 3 shade zones.
	QSGF-3TXX	Faceplate kit, translucent top, 3 shade zones.


	Model Number	Description
GRAFIK Eye QS Button Kits		
Color options: Architectural Matte and Limited Satin Color Matte Finishes: TP, SW, ES, BI (See page 17)		
	QSGB-3BRL-XX	GRAFIK Eye QS 3-button with raise/lower replacement kit (shade buttons)
	QSGB-5B-XX	GRAFIK Eye QS 5-button replacement kit (scene buttons)
GRAFIK Eye QS Stripe Kits		
Color options: Architectural Matte, Satin Color Matte, Architectural Metal, Anodized Metal, and International Wallbox Finishes (See page 17)		
	QSGS-XX	GRAFIK Eye QS stripe kit
seeTouch® QS Wallstations (insert style)		
Color options: Architectural Matte, Satin Color Matte, Architectural Metal, and Anodized Metal Finishes (See page 17)		
	QSW2-1BI-XX	seeTouch QS insert style 1-button wallstation
	QSW2-2BI-XX	seeTouch QS insert style 2-button wallstation
	QSW2-3BI-XX	seeTouch QS insert style 3-button wallstation
	QSW2-5BI-XX	seeTouch QS insert style 5-button wallstation
	QSW2-7BI-XX	seeTouch QS insert style 7-button wallstation
	QSW2-2BRLI-XX	seeTouch QS insert style 2-button wallstation with raise/lower
	QSW2-3BRLI-XX	seeTouch QS insert style 3-button wallstation with raise/lower
	QSW2-5BRLI-XX	seeTouch QS insert style 5-button wallstation with raise/lower
	QSW2-1RLDI-XX	seeTouch QS insert style 3-button and 2-button with raise/lower
	QSW2-2RLDI-XX	seeTouch QS insert style dual 2-button with raise/lower
	QSW2-3BDI-XX	seeTouch QS insert style dual 3-button
	QSW2-2BRLIRI-XX	seeTouch QS insert style 2-button wallstation with infrared receiver and raise/lower
	QSW2-3BRLIRI-XX	seeTouch QS insert style 3-button wallstation with infrared receiver and raise/lower
QSW2-5BRLIRI-XX	seeTouch QS insert style 5-button wallstation with infrared receiver and raise/lower	


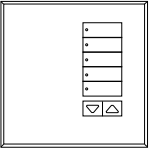
	Model Number	Description
seeTouch® QS Wallstations (non-insert style)		
Color options: Architectural Matte, Architectural Metal, and Anodized Metal Finishes (See page 17)		
	QSWS2-1BN-XX	seeTouch QS non-insert style 1-button wallstation
	QSWS2-2BN-XX	seeTouch QS non-insert style 2-button wallstation
	QSWS2-3BN-XX	seeTouch QS non-insert style 3-button wallstation
	QSWS2-5BN-XX	seeTouch QS non-insert style 5-button wallstation
	QSWS2-7BN-XX	seeTouch QS non-insert style 7-button wallstation
	QSWS2-2BRLN-XX	seeTouch QS non-insert style 2-button wallstation with raise/lower
	QSWS2-3BRLN-XX	seeTouch QS non-insert style 3-button wallstation with raise/lower
	QSWS2-5BRLN-XX	seeTouch QS non-insert style 5-button wallstation with raise/lower
	QSWS2-1RLDN-XX	seeTouch QS non-insert style 3-button and 2-button with raise/lower
	QSWS2-2RLDN-XX	seeTouch QS non-insert style dual 2-button with raise/lower
	QSWS2-3BDN-XX	seeTouch QS non-insert style dual 3-button
	QSWS2-2BRLIRN-XX	seeTouch QS non-insert style 2-button wallstation with infrared receiver and raise/lower
	QSWS2-3BRLIRN-XX	seeTouch QS non-insert style 3-button wallstation with infrared receiver and raise/lower
	QSWS2-5BRLIRN-XX	seeTouch QS non-insert style 5-button wallstation with infrared receiver and raise/lower


	Model Number	Description
seeTouch® QS Faceplate Kits (insert style)		
Includes faceplate, buttons, and insert.		
Color options: Architectural Matte, Satin Color Matte, Architectural Metal, and Anodized Metal Finishes (See page 17)		
	QSW2R-1BI-XX	seeTouch QS insert style 1-button faceplate kit
	QSW2R-2BI-XX	seeTouch QS insert style 2-button faceplate kit
	QSW2R-3BI-XX	seeTouch QS insert style 3-button faceplate kit
	QSW2R-5BI-XX	seeTouch QS insert style 5-button faceplate kit
	QSW2R-7BI-XX	seeTouch QS insert style 7-button faceplate kit
	QSW2R-2BRLI-XX	seeTouch QS insert style 2-button faceplate kit with raise/lower
	QSW2R-3BRLI-XX	seeTouch QS insert style 3-button faceplate kit with raise/lower
	QSW2R-5BRLI-XX	seeTouch QS insert style 5-button faceplate kit with raise/lower
	QSW2R-1RLDI-XX	seeTouch QS insert style 3-button and 2-button faceplate kit with raise/lower
	QSW2R-2RLDI-XX	seeTouch QS insert style dual 2-button faceplate kit with raise/lower
	QSW2R-3BDI-XX	seeTouch QS insert style dual 3-button faceplate kit
	QSW2R-2BRLIRI-XX	seeTouch QS insert style 2-button faceplate kit with infrared receiver and raise/lower
	QSW2R-3BRLIRI-XX	seeTouch QS insert style 3-button faceplate kit with infrared receiver and raise/lower
	QSW2R-5BRLIRI-XX	seeTouch QS insert style 5-button faceplate kit with infrared receiver and raise/lower

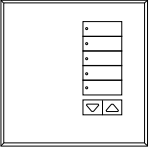
	Model Number	Description
seeTouch® QS Faceplate Kits (non-insert style)		
Includes faceplate and buttons.		
Color options: Architectural Matte, Architectural Metal, and Anodized Metal Finishes (See page 17)		
	QSWS2R-1BN-XX	seeTouch QS non-insert style 1-button faceplate kit
	QSWS2R-2BN-XX	seeTouch QS non-insert style 2-button faceplate kit
	QSWS2R-3BN-XX	seeTouch QS non-insert style 3-button faceplate kit
	QSWS2R-5BN-XX	seeTouch QS non-insert style 5-button faceplate kit
	QSWS2R-7BN-XX	seeTouch QS non-insert style 7-button faceplate kit
	QSWS2R-2BRLN-XX	seeTouch QS non-insert style 2-button faceplate kit with raise/lower
	QSWS2R-3BRLN-XX	seeTouch QS non-insert style 3-button faceplate kit with raise/lower
	QSWS2R-5BRLN-XX	seeTouch QS non-insert style 5-button faceplate kit with raise/lower
	QSWS2R-1RLDN-XX	seeTouch QS non-insert style 3-button and 2-button faceplate kit with raise/lower
	QSWS2R-2RLDN-XX	seeTouch QS non-insert style dual 2-button faceplate kit with raise/lower
	QSWS2R-3BDN-XX	seeTouch QS non-insert style dual 3-button faceplate kit
	QSWS2R-2BRLIRN-XX	seeTouch QS non-insert style 2-button faceplate kit with infrared receiver and raise/lower
	QSWS2R-3BRLIRN-XX	seeTouch QS non-insert style 3-button faceplate kit with infrared receiver and raise/lower
	QSWS2R-5BRLIRN-XX	seeTouch QS non-insert style 5-button faceplate kit with infrared receiver and raise/lower

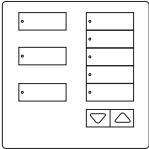
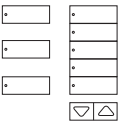
	Model Number	Description
seeTouch® QS Button Kits (insert style)		
Color options: Architectural Matte and Limited Satin Color Matte Finishes: TP, SW, ES, BI (See page 17)		
	QSW2B-1BI-XX	seeTouch QS insert style 1-button faceplate kit
	QSW2B-2BI-XX	seeTouch QS insert style 2-button faceplate kit
	QSW2B-3BI-XX	seeTouch QS insert style 3-button faceplate kit
	QSW2B-5BI-XX	seeTouch QS insert style 5-button faceplate kit
	QSW2B-7BI-XX	seeTouch QS insert style 7-button faceplate kit
	QSW2B-2BRLI-XX	seeTouch QS insert style 2-button faceplate kit with raise/lower
	QSW2B-3BRLI-XX	seeTouch QS insert style 3-button faceplate kit with raise/lower
	QSW2B-5BRLI-XX	seeTouch QS insert style 5-button faceplate kit with raise/lower
	QSW2B-1RLDI-XX	seeTouch QS insert style 3-button and 2-button faceplate kit with raise/lower
	QSW2B-2RLDI-XX	seeTouch QS insert style dual 2-button faceplate kit with raise/lower
	QSW2B-3BDI-XX	seeTouch QS insert style dual 3-button faceplate kit
	QSW2B-2BRLIRI-XX	seeTouch QS insert style 2-button faceplate kit with infrared receiver and raise/lower
	QSW2B-3BRLIRI-XX	seeTouch QS insert style 3-button faceplate kit with infrared receiver and raise/lower
	QSW2B-5BRLIRI-XX	seeTouch QS insert style 5-button faceplate kit with infrared receiver and raise/lower

	Model Number	Description
seeTouch® QS Button Kits (non-insert style)		
Color options: Architectural Matte and Limited Satin Color Matte Finishes: TP, SW, ES, BI (See page 17)		
	QSW2B-1BN-XX	seeTouch QS non-insert style 1-button button kit
	QSW2B-2BN-XX	seeTouch QS non-insert style 2-button button kit
	QSW2B-3BN-XX	seeTouch QS non-insert style 3-button button kit
	QSW2B-5BN-XX	seeTouch QS non-insert style 5-button button kit
	QSW2B-7BN-XX	seeTouch QS non-insert style 7-button button kit
	QSW2B-2BRLN-XX	seeTouch QS non-insert style 2-button button kit with raise/lower
	QSW2B-3BRLN-XX	seeTouch QS non-insert style 3-button button kit with raise/lower
	QSW2B-5BRLN-XX	seeTouch QS non-insert style 5-button button kit with raise/lower
	QSW2B-1RLDN-XX	seeTouch QS non-insert style 3-button and 2-button button kit with raise/lower
	QSW2B-2RLDN-XX	seeTouch QS non-insert style dual 2-button button kit with raise/lower
	QSW2B-3BDN-XX	seeTouch QS non-insert style dual 3-button button kit
	QSW2B-2BRLIRN-XX	seeTouch QS non-insert style 2-button button kit with infrared receiver and raise/lower
	QSW2B-3BRLIRN-XX	seeTouch QS non-insert style 3-button button kit with infrared receiver and raise/lower
	QSW2B-5BRLIRN-XX	seeTouch QS non-insert style 5-button button kit with infrared receiver and raise/lower



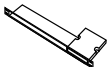
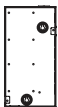






	Model Number	Description
International seeTouch® QS (insert style)		
Color options: International Wallbox and Architectural Metal Finishes (See page 17)		
	QSWE-2BI-XX	International seeTouch QS insert style 2-button wallstation
	QSWE-3BI-XX	International seeTouch QS insert style 3-button wallstation
	QSWE-4BI-XX	International seeTouch QS insert style 4-button wallstation
	QSWE-5BRLI-XX	International seeTouch QS insert style 5-button wallstation with raise/lower
	QSWE-5BRLIRI-XX	International seeTouch QS insert style 5-button wallstation with infrared receiver and raise/lower
	QSWE-6BRLI-XX	International seeTouch QS insert style dual wallstation with 3-button and 3-button with raise/lower
	QSWE-7BRLI-XX	International seeTouch QS insert style 7-button wallstation with raise/lower
	QSWE-8BRLI-XX	International seeTouch QS insert style 8-button wallstation with raise/lower
	QSWE-8BRLIRI-XX	International seeTouch QS insert style 8-button wallstation with infrared receiver and raise/lower
	QSWE-10BRLI-XX	International seeTouch QS insert style 10-button wallstation with raise/lower
International seeTouch QS (non-insert style)		
Color options: International Wallbox and Architectural Metal Finishes (See page 17)		
	QSWE-2BN-XX	International seeTouch QS non-insert style 2-button wallstation
	QSWE-3BN-XX	International seeTouch QS non-insert style 3-button wallstation
	QSWE-4BN-XX	International seeTouch QS non-insert style 4-button wallstation
	QSWE-5BRLN-XX	International seeTouch QS non-insert style 5-button wallstation with raise/lower
	QSWE-5BRLIRN-XX	International seeTouch QS non-insert style 5-button wallstation with infrared receiver and raise/lower
	QSWE-6BRLN-XX	International seeTouch QS non-insert style dual wallstation with 3-button and 3-button with raise/lower
	QSWE-7BRLN-XX	International seeTouch QS non-insert style 7-button wallstation with raise/lower
	QSWE-8BRLN-XX	International seeTouch QS non-insert style 8-button wallstation with raise/lower
	QSWE-8BRLIRN-XX	International seeTouch QS non-insert style 8-button wallstation with infrared receiver and raise/lower
	QSWE-10BRLN-XX	International seeTouch QS non-insert style 10-button wallstation with raise/lower




	Model Number	Description
International seeTouch® QS Faceplate Kits (insert style)		
Includes faceplate, buttons and insert. Color options: International Wallbox and Architectural Metal Finishes (See page 17)		
	QSWER-2BI-XX	International seeTouch QS insert style 2-button faceplate kit
	QSWER-3BI-XX	International seeTouch QS insert style 3-button faceplate kit
	QSWER-4BI-XX	International seeTouch QS insert style 4-button faceplate kit
	QSWER-5BRLI-XX	International seeTouch QS insert style 5-button faceplate kit with raise/lower
	QSWER-5BRLIRI-XX	International seeTouch QS insert style 5-button faceplate kit with infrared receiver and raise/lower
	QSWER-6BRLI-XX	International seeTouch QS insert style dual faceplate kit with 3-button and 3-button with raise/lower
	QSWER-7BRLI-XX	International seeTouch QS insert style 7-button faceplate kit with raise/lower
	QSWER-8BRLI-XX	International seeTouch QS insert style 8-button faceplate kit with raise/lower
	QSWER-8BRLIRI-XX	International seeTouch QS insert style 8-button faceplate kit with infrared receiver and raise/lower
	QSWER-10BRLI-XX	International seeTouch QS insert style 10-button faceplate kit with raise/lower


	Model Number	Description
International seeTouch QS Faceplate Kits (non-insert style)		
Includes faceplate and buttons. Color options: International Wallbox and Architectural Metal Finishes (See page 17)		
	QSWER-2BN-XX	International seeTouch QS non-insert style 2-button faceplate kit
	QSWER-3BN-XX	International seeTouch QS non-insert style 3-button faceplate kit
	QSWER-4BN-XX	International seeTouch QS non-insert style 4-button faceplate kit
	QSWER-5BRLN-XX	International seeTouch QS non-insert style 5-button faceplate kit with raise/lower
	QSWER-5BRLIRN-XX	International seeTouch QS non-insert style 5-button faceplate kit with infrared receiver and raise/lower
	QSWER-6BRLN-XX	International seeTouch QS non-insert style dual faceplate kit with 3-button and 3-button with raise/lower
	QSWER-7BRLN-XX	International seeTouch QS non-insert style 7-button faceplate kit with raise/lower
	QSWER-8BRLN-XX	International seeTouch QS non-insert style 8-button faceplate kit with raise/lower
	QSWER-8BRLIRN-XX	International seeTouch QS non-insert style 8-button faceplate kit with infrared receiver and raise/lower
	QSWER-10BRLN-XX	International seeTouch QS non-insert style 10-button faceplate kit with raise/lower

	Model Number	Description
International seeTouch® QS Button Kits (insert style)		
Color options: Limited International Wallbox and Architectural Matte Finishes: AW, GR, BL (See page 17)		
	QSWEB-2BI-XX	International seeTouch QS insert style 2-button button kit
	QSWEB-3BI-XX	International seeTouch QS insert style 3-button button kit
	QSWEB-4BI-XX	International seeTouch QS insert style 4-button button kit
	QSWEB-5BRLI-XX	International seeTouch QS insert style 5-button button kit with raise/lower
	QSWEB-5BRLIRI-XX	International seeTouch QS insert style 5-button button kit with infrared receiver and raise/lower
	QSWEB-6BRLI-XX	International seeTouch QS insert style dual button kit with 3-button and 3-button with raise/lower
	QSWEB-7BRLI-XX	International seeTouch QS insert style 7-button button kit with raise/lower
	QSWEB-8BRLI-XX	International seeTouch QS insert style 8-button button kit with raise/lower
	QSWEB-8BRLIRI-XX	International seeTouch QS insert style 8-button button kit with infrared receiver and raise/lower
	QSWEB-10BRLI-XX	International seeTouch QS insert style 10-button button kit with raise/lower
International seeTouch QS Button Kits (non-insert style)		
Color options: Limited International Wallbox and Architectural Matte Finishes: AW, GR, BL (See page 17)		
	QSWEB-2BN-XX	International seeTouch QS non-insert style 2-button button kit
	QSWEB-3BN-XX	International seeTouch QS non-insert style 3-button button kit
	QSWEB-4BN-XX	International seeTouch QS non-insert style 4-button button kit
	QSWEB-5BRLN-XX	International seeTouch QS non-insert style 5-button button kit with raise/lower
	QSWEB-5BRLIRN-XX	International seeTouch QS non-insert style 5-button button kit with infrared receiver and raise/lower
	QSWEB-6BRLN-XX	International seeTouch QS non-insert style dual button kit with 3-button and 3-button with raise/lower
	QSWEB-7BRLN-XX	International seeTouch QS non-insert style 7-button button kit with raise/lower
	QSWEB-8BRLN-XX	International seeTouch QS non-insert style 8-button button kit with raise/lower
	QSWEB-8BRLIRN-XX	International seeTouch QS non-insert style 8-button button kit with infrared receiver and raise/lower
	QSWEB-10BRLN-XX	International seeTouch QS non-insert style 10-button button kit with raise/lower

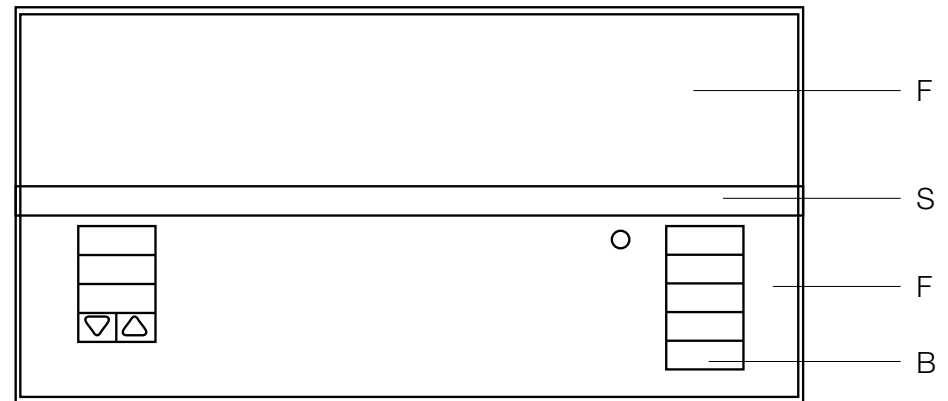
	Model Number	Description
Color Suffixes		
To be used in lieu of the "XX" placeholders shown in all model numbers on pages 2-16.		
		<p>Architectural Matte Finishes - White: WH, Ivory: IV, Beige: BE, Gray: GR, Brown: BR, Black: BL, Almond: AL, Light Almond: LA.</p> <p>Satin Color Matte Finishes - Hot: HT, Terracotta: TC, Desert Stone: DS, Stone: ST, Limestone: LS, Midnight: MN, Taupe: TP, Biscuit: BI, Eggshell: ES, Snow: SW, Bluestone: BG, Merlot: MR, Sienna: SI, Greenbriar: GB, Sea Glass: SG, Mochastone: MS, Goldstone: GS, Palladium: PD, Plum: PL, Turquoise: TQ.</p> <p>Architectural Metal Finishes - Bright Brass: BB, Bright Chrome: BC, Bright Nickel: BN, Satin Brass: SB, Satin Chrome: SC, Satin Nickel: SN, Antique Brass: QB, Antique Bronze: QZ.</p> <p>Anodized Metal Finishes - Clear: CLA, Black: BLA, Brass: BRA.</p> <p>International Wallbox Finishes - Argentum: AR, Mica: MC, Arctic White: AW.</p>

	Model Number	Description
Control Interfaces		
	QSE-CI-NWK-E	GRAFIK Eye QS/Sivoia® QS Ethernet interface
	QSE-IO	Contact closure interface, 5 inputs and 5 outputs configurable for scene selection, zone toggling, partition sensing, panic mode, and shade selection
	LUT-19AV-1U	AV mounting rack for QSE-CI-NWK-E and QSE-IO
	LUT-5x10-ENC	Wall mount enclosure that holds 1 Lutron® control interface for QSE-CI-NWK-E and QSE-IO
Accessories		
	QSPS-P1-1-50	QS Link Power Supply for one Sivoia® QS shade, up to 8 seeTouch® QS keypads, or 3 control interfaces
	GRX-CBL-346S-500	Low-voltage cable
	GRX-IRPS-WH	Infrared Partition Sensor (Requires a GRX-12 VDC and either a QSE-IO or a QSWS2, ordered separately.)
	GRX-12VDC	12 VDC plug-in Class 2 transformer (for GRX-IRPS-WH only)
	GRX-IT-WH	4-scene wireless infrared remote control
	GRX-8IT-WH	8-scene wireless infrared remote control

	Model Number	Description
Power Modules		
	PHPM-PA-DV-WH	120/277 V dual voltage phase control input phase-adaptive output power module, white.
	PHPM-PA-120-WH	120 V phase control input phase-adaptive output power module, white.
	PHPM-3F-DV-WH	120/277 V dual voltage phase control input 3-wire fluorescent output power module, white.
	PHPM-3F-120-WH	120 V phase control input 3-wire fluorescent output power module, white.
	PHPM-SW-DV-WH	120/277 V dual voltage phase control input switched output power module, white.
Occupancy Sensors (Ceiling Mount)		
	LOS-CDT-500-WH	Dual Tech, 500 sq ft, active high, 20-24 VDC, white
	LOS-CDT-500R-WH	Dual Tech, 500 sq ft, active high, 20-24 VDC, white, with dry contact relay
	LOS-CDT-1000-WH	Dual Tech, 1000 sq ft, active high, 20-24 VDC, white
	LOS-CDT-1000R-WH	Dual Tech, 1000 sq ft, active high, 20-24 VDC, white, with dry contact relay
	LOS-CDT-2000-WH	Dual Tech, 2000 sq ft, active high, 20-24 VDC, white
	LOS-CDT-2000R-WH	Dual Tech, 2000 sq ft, active high, 20-24 VDC, white, with dry contact relay
	LOS-CUS-500-WH	Ultrasonic, 500 sq ft, active high, 20-24 VDC, white
	LOS-CUS-1000-WH	Ultrasonic, 1000 sq ft, active high, 20-24 VDC, white
	LOS-CUS-2000-WH	Ultrasonic, 2000 sq ft, active high, 20-24 VDC, white
	LOS-CIR-450-WH	Infrared, 450 sq ft, active high, 20-24 VDC, white
	LOS-CIR-1500-WH	Infrared, 1500 sq ft, active high, 20-24 VDC, white
Occupancy Sensors (Wall Mount)		
	LOS-WDT-WH	Dual Tech, 1600 sq ft, active high, 20-24 VDC, white
	LOS-WDT-R-WH	Dual Tech, 1600 sq ft, active high, 20-24 VDC, white, with dry contact relay
	LOS-WIR-WH	Infrared, 2500 sq ft, active high, 20-24 VDC, white

	Model Number	Description
Occupancy Sensor Power Packs		
	PP-120H	120 V, active high
	PP-277H	277 V, active high
	PP-230H	230 V, active high
	PP-347H	347 V, active high
	PP-SH	Auxiliary, active high, Draws 24 VDC

Standard Color Combinations			
Suffix	Faceplate* (F)	Stripe (S)	Button (B)
Architectural Matte			
WH	White	Gray	White
IV	Ivory	Beige	Ivory
BE	Beige	Ivory	Beige
GR	Gray	Black	Gray
BR	Brown	Black	Brown
BL	Black	Gray	Black
AL	Almond	Light Almond	Almond
LA	Light Almond	Almond	Light Almond
Architectural Metal			
BB	Bright Brass	Black	Black
BC	Bright Chrome	Black	Black
BN	Bright Nickel	Black	Black
SB	Satin Brass	Black	Black
SC	Satin Chrome	Black	Black
SN	Satin Nickel	Black	Black
QB	Antique Brass	Black	Black
QZ	Antique Bronze	Black	Black
Anodized Metal			
CLA	Clear	Black	Black
BLA	Black	Black	Black
BRA	Brass	Black	Black

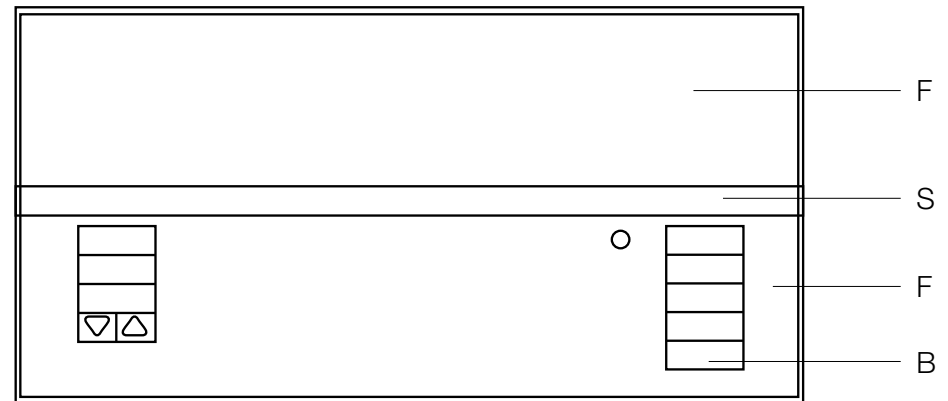


*Faceplate is comprised of a top and bottom. The bottom will always be the color indicated under “faceplate.” The top may be the same color or translucent. Use the chart for faceplates that have the same color top and bottom. If a translucent lid is chosen, the stripe will automatically be the same color as the bottom lid.

Example:

If you order QSG-4P120-1WH, your GRAFIK Eye QS with 4 lighting zones and 1 shade zone will come with a White faceplate (both top and bottom), Gray stripe, and White buttons.

Standard Color Combinations			
Suffix	Faceplate* (F)	Stripe (S)	Button (B)
Satin Color Matte			
MN	Midnight	Gray	Black
TP	Taupe	Gray	Taupe
SW	Snow	Gray	Snow
ES	Eggshell	Beige	Eggshell
BI	Biscuit	Eggshell	Biscuit
LS	Limestone	Gray	Gray
ST	Stone	Gray	Gray
DS	Desert Stone	Taupe	Taupe
TC	Terracotta	Taupe	Taupe
BG	Blue Stone	Gray	Gray
HT	Hot	Taupe	Taupe
MR	Merlot	Taupe	Taupe
SI	Sienna	Brown	Brown
GB	Greenbriar	Gray	Gray
SG	Sea Glass	Gray	Gray
MS	Mocha Stone	Taupe	Taupe
GS	Gold Stone	Ivory	Ivory
PD	Palladium	Gray	Gray
PL	Plum	Taupe	Taupe
TQ	Turquoise	Gray	Gray

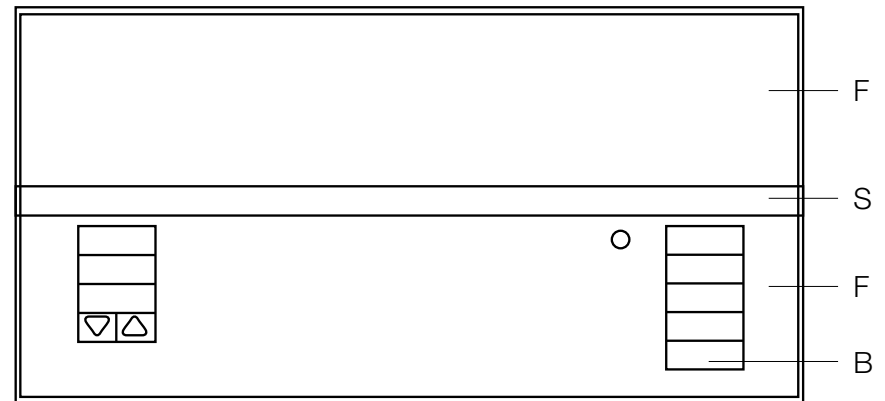


*Faceplate is comprised of a top and bottom. The bottom will always be the color indicated under “faceplate.” The top may be the same color or translucent. Use the chart for faceplates that have the same color top and bottom. If a translucent lid is chosen, the stripe will automatically be the same color as the bottom lid.

Example:

If you order QSG-6P120-1TMR, your GRAFIK Eye QS with 6 lighting zones and 1 shade zone will come with a Merlot bottom faceplate, a translucent top, Merlot stripe, and Taupe buttons.

Standard Color Combinations			
Suffix	Faceplate* (F)	Stripe (S)	Button (B)
International Wallbox			
MC	Mica	Gray	Black
AW	Arctic White	Gray	White
AR	Argentum	Black	Black



*Faceplate is comprised of a top and bottom. The bottom will always be the color indicated under “faceplate.” The top may be the same color or translucent. Use the chart for faceplates that have the same color top and bottom. If a translucent lid is chosen, the stripe will automatically be the same color as the bottom lid.

Example:

If you order QSG-8E120-3MC, your GRAFIK Eye QS with EcoSystem® with 8 lighting zones and 3 shade zones will come with a Mica faceplate (both top and bottom), Gray stripe, and Black buttons.