

SPECIFICATIONS SP 118FH™

**Frequency response:**

30 Hz to 300 Hz

Usable low frequency limit (-10 dB):

25 Hz

Recommended crossover:

150 Hz or lower

Power handling:

1600 W program
3200 W maximum output
800 W continuous (70.4 V RMS)

Sound pressure level, 1 watt, 1 meter:

108 dB SPL (2.83V input)

Maximum Sound pressure level, 1 meter:

137 dB SPL continuous
143 dB SPL maximum output

Transducer complement:

One 1808-8 Low Rider® Black Widow® woofer

Impedance (Z):

8 ohms Nominal
6.21 ohms Minimum

Input connections:

Two 1/4" phone jacks
One 4-pin Neutrik® Speakon® jack

Enclosure materials and finish:

Baltic birch plywood and MDF with durable carpet covering

Transport provisions:

Grab bar handle along top rear edge, and built-in casters.

Dimensions (H x W x D):

36" x 24" x 34"
? cm x ? cm x ? cm

Net weight:

150 lbs. (68.2 kg)

Features:

- Compact folded bass-horn design
- One 1808-8 Low Rider® Black Widow® woofer
- Direct input jack with both 1/4" phone jacks and 4-pin Neutrik® Speakon™ jack
- Built-in casters for easy transport
- Durable Multi-construction enclosure
- High quality carpet for durability

Description:

The Peavey SP 118FH™ Sub is a newly designed folded bass-horn speaker system comprising the Peavey 1808-8 Low Rider Black Widow® woofer. The SP 118FH™ is constructed of both Baltic Birch and MDF, which is a void-free, warp-free, and highly durable material. The SP 118FH™ cabinet is finished with Peavey's durable black carpet. The SP 118FH™ Sub is a subwoofer designed to add strong bass extension and high power handling to a full range system.

Placement:

Low frequency energy is omnidirectional which means it travels out in all directions from its source. Because of this you can greatly affect the perceived volume of your low frequency drivers by placing them correctly within the room. When we put a sub on the floor it is said we have coupled with a boundary. If we place it against the wall and the floor, it is said that we have coupled with two boundaries.

By placing the sub in the corner and coupling with three the bass can be greatly augmented.

Since the length of the low frequency sound waves can be as long or longer than the room, proper sub placement maximizes bass response, and can also eliminate certain frequencies



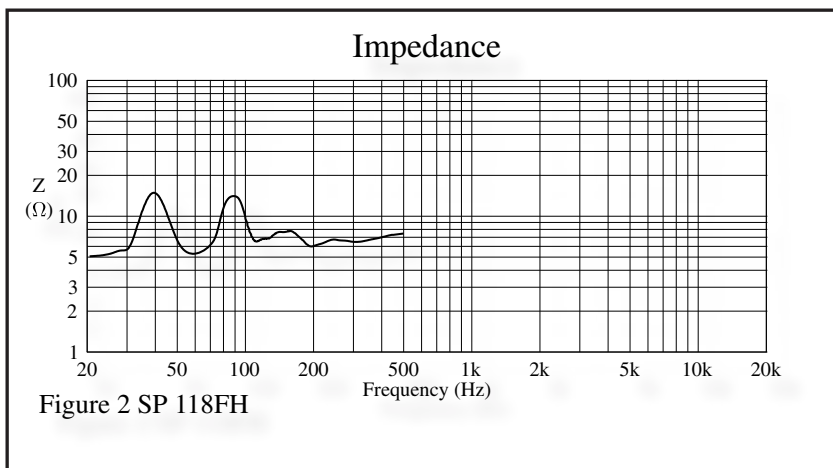
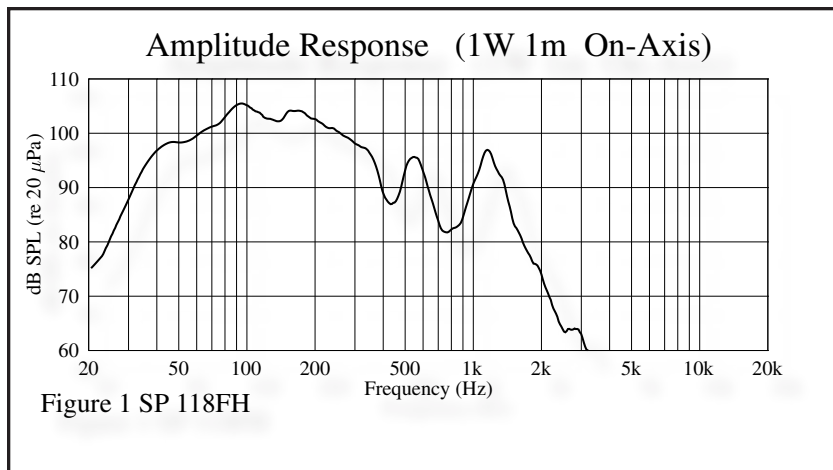
SPECIFICATIONS

SP 118FH™

that stand out due to the room's natural resonances. These are commonly called "standing waves." To "tune" the sub to the room, simply play music through your sub and try different placements within the corner, until no frequency "jumps out" at you, and the bass sounds full through the sub's frequency range and throughout the room.

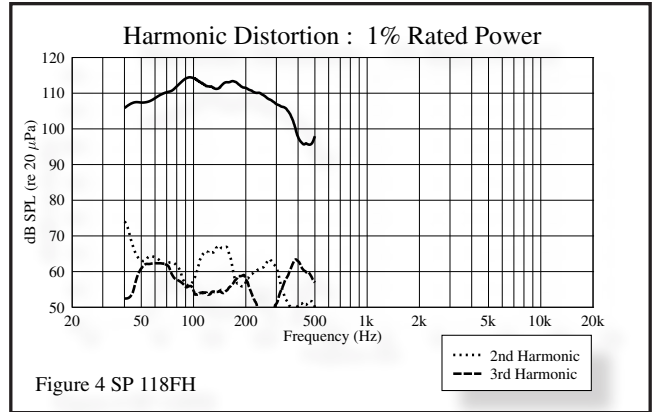
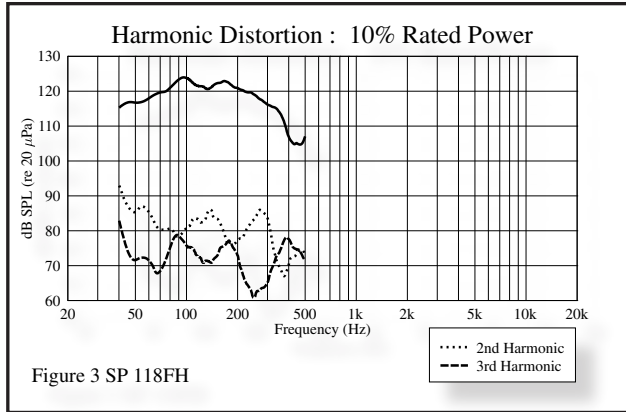
3 + 2 YEAR LIMITED WARRANTY



NOTE: For details, refer to the warranty statement. Copies of this statement may be obtained by contacting Peavey Electronics Corporation, P.O. Box 2898, Meridian, Mississippi 39301-2898, or on our website at <http://www.peavey.com/support/warrantyregistration/warrantytext.cfm>.



SPECIFICATIONS


SP 118FH™







MADE IN USA

8 OHMS MAX POWER: 1600W PROGRAM
 USE ONLY NEUTRIK® BRAND PLUG




PIN 1 +
PIN 1 -





PIN 1+ (+) POS.
PIN 1- (-) NEG.

INPUTS IN PARALLEL



8Ω



peavey.com 

WARNING: THIS SPEAKER SYSTEM CAN PERMANENTLY DAMAGE HEARING! USE EXTREME CARE SETTING MAXIMUM LOUDNESS.





Features and specifications subject to change without notice.

Peavey Electronics Corporation • 5022 Hartley Peavey Drive • Meridian, MS • 39305
(601) 483-5365 • FAX (601) 486-1278
www.peavey.com ©2007 8030



Logo referenced in Directive 2002/96/EC Annex IV
(OJ(L)37/38,13.02.03 and defined in EN 50419: 2005
The bar is the symbol for marking of new waste and
is applied only to equipment manufactured after
13 August 2005