


EV  D™

EV INNOVATIVE DESIGN



EV



PREMIUM SURFACE MOUNT SPEAKER SYSTEM





THE EVID STORY

The **EVID™** concept means **INNOVATION**. Let's face it, **EVID** is not just another box. From its unique, superior design to its innovative acoustical integrity, EVID delivers value, performance and ease-of-use to the contractor and end listener alike.

In designing **EVID**, we evaluated all the current products available and asked contractors and typical end users, "What do you want?"

End users wanted something attractive and superior sounding amidst a world of plain black boxes. Contractors wanted a comprehensive line that would provide flexible choices for easier system design and installations.

We took your answers back to the speaker lab. And we listened.

With **EVID**, we have achieved these goals. The result is a comprehensive background/foreground speaker line with the key characteristics installers **NEED** and users **WANT**.

WHY SETTLE FOR ANYTHING ELSE?




EVID™

PREMIUM SURFACE MOUNT
SPEAKER SYSTEM



EV  D™



DESIGNED TO FIT IN
ENGINEERED TO PERFORM

- 1 **Dual Woofers** for extended bass, greater power handling and output
- 2 **Coherent Coverage Waveguide Horn** design on models 4.2 and 6.2
- 3 **Dual Low Frequency Ports** provide extended bass output
- 4 **Treated Woofer Cones** for added weather resistance and increased reliability
- 5 **Durable Zinc-plated Steel Grille**
- 6 **Cast Aluminum Strong-Arm-Mount™ (SAM™)** system provides excellent strength and reliability
- 7 **Over 100-degrees of swing** and **45-degrees of rotation** for incredible installation flexibility
- 8 **Simple Keyed Hex Head Adjustments** make installations quick and easy
- 9 **Titanium Dome Tweeters with Neodymium Magnet** structures provide clean highs and added weather resistance



- 10 **One-piece ABS Cabinet** provides outstanding strength and acoustic rigidity
- 11 **Smooth Lines and Innovative Cosmetic Design** complement any décor or environment
- 12 **(1, 9) Magnetically Shielded Transducers** allow placement close to sensitive equipment





Comprised of dual 6-inch LF drivers and a 1-inch Ti/waveguide, the EVID 6.2 is perfect for applications that require exemplary audio and the capability to fill large areas with sound. Additionally, the flexible Strong-Arm-Mount™ (SAM™) system provides the versatility to accommodate any installation challenge. EV's unique 6-inch dual woofer design delivers crisp and clean program for the utmost in listening experience regardless of the location. Great for larger areas that demand higher SPL levels, the 6.2 delivers the outstanding, full bass output required for shopping malls, stadiums, airports, etc.

6.2 EXTENDED-RANGE HIGH OUTPUT SPEAKER SYSTEM

DESIGNED TO FIT IN



3.2 VERY COMPACT FULL-RANGE SPEAKER SYSTEM



Loaded with dual 3.5-inch LF drivers and a 3/4-inch Ti direct radiator, the EVID 3.2 produces sound that defies its small size. Its unobtrusive profile is ideal for background music and paging support in a wide variety of environments (e.g., offices, retail stores, restaurants, etc.) Coupled with the 12.1 Subwoofer, two to four EVID 3.2 speakers deliver amazing SPL levels for foreground music.

4.2 COMPACT FULL-RANGE MULTI-USE SPEAKER SYSTEM



Perfect for a variety of environments where full-range audio is needed but space is limited: restaurants, bars, bistros, department stores, and outdoor venues. Offering the bass response of a much larger speaker, dual 4-inch woofers make the 4.2 a phenomenal performer. The 1-inch waveguide coupled titanium tweeter delivers controlled clean mids and highs. Combine it with the 12.1 Subwoofer for an amazing listening experience. Full system protection and EV's unique Strong-Arm-Mount™ (SAM™) make the EVID 4.2 a solid choice in any environment.



ENGINEERED TO PERFORM

12.1 DUAL INPUT SUBWOOFER

To augment and extend the low frequency response of any full-range models, an attractive and powerful subwoofer completes the EVID line. The 12.1 provides an easy installation by incorporating dual voice coils to handle both channels of a stereo pair. In addition, the unit can power up to four satellites with its four crossed-over audio outputs on the back panel. For extended bass performance in demanding installations... EVID 12.1 Subwoofer.



EP SERIES CEILING SPEAKERS

A Perfect Complement to any EVID Installation

When the installation calls for ceiling speakers in addition to surface mount systems, EV EP Series Ceiling Systems are the best choice. Matched to EVID Surface-Mount Speaker Systems, EP systems are fully assembled and designed for quick, easy installation. EP systems come complete with the enclosure, transformer and grille – ready to be installed. A wide variety of 4-, 6-, and 8-inch models are available to match the architectural and design demands of any installation.



CONTRACTOR PRECISION SERIES AMPLIFIERS

All the amplifiers in the CPS Series feature comprehensive system protection, installation flexibility, cool and quiet operation and long term reliability.

EVID Series speakers and the CPS amplifiers make for an incredible background foreground audio package. For applications in retail, theatre, shopping malls, stadium fill sound, wherever background or foreground audio is needed, an EVID and CPS system is perfectly matched to give you the best performance and value.

CPS1 AMPLIFIER

The CPS-1 high-performance 450 watt dual channel power amplifier includes innovative protection/safety features and unmatched dynamic range capability that exceeds the unique usage demands for fixed-installation applications.

The five-way protection system protects both the amplifier and the speaker from damage resulting from line shorts, thermal overload, power surges, signal degradation, and signal overload. The unique Nonlinear Signal monitor gives the CPS-1 its outstanding dynamic range and eliminates “hard-edged” clipping for clean sound at maximum levels.



CPS2 AMPLIFIER

The CPS-2 incorporates all the advanced features of the CPS-1 but can deliver up to 600 watts of power at 1 kHz into 4 ohms.




CPS2T AMPLIFIER

The CPS-2T offers all the performance of the CPS-2 and adds the capability of 70 V/100 V constant voltage operation. It also features Transformer Saturation Protection (TSP) that monitors the current demands of the 70 V/100 V matching transformer and can protect against overload and distortion.




MOUNTING BRACKETS

AB-34 AND AB-64 360 DEGREE KITS



AB-34 and AB-64 series kits feature a 4 sided powder coated steel mounting assembly that allows the mounting of 4 EVID speakers into a 360 degree pattern array configuration. The mount offers additional flexibility in your EVID system designs. The AB-34 works with the EVID 3.2 series and can be used with a threaded rod for suspension from the ceiling. The AB-64 is used with the EVID 4.2 or 6.2 series speakers and can be used with a speaker stand tripod or hung from the ceiling using a threaded rod as shown. All necessary accessories and parts needed for use are included.



AB-32 AND AB-62 180 DEGREE KITS



AB-32 and AB-62 series kits feature a 2 sided powder coated steel mounting assembly that allows the mounting of 2 EVID speakers into a 180 degree pattern array configuration. The AB-32 works with the EVID 3.2 series and can be used with a threaded rod for suspension from the ceiling. The speakers can then be positioned on the bracket to cover a variety of patterns to best serve the installation requirements. The AB-62 allows the EVID 4.2 or 6.2 series speakers to be used with a speaker stand tripod or hung from the ceiling utilizing a threaded rod as shown. All necessary accessories and parts needed for use are included.



TABLETOP STANDS

HS-3 HORIZONTAL TABLETOP STAND



The HS-3 horizontal tabletop stand allows the EVID 3.2 or 4.2 to sit on a table, meter bridge, desk, bookshelf or other flat surface. Ideal for portable applications, the stands are made of steel for strength and durability and include rubber feet to protect surfaces. Sold in pairs.



VS SERIES VERTICAL TABLETOP STANDS

VS series vertical tabletop stands are available for any EVID full range model. The stands allow the hassle-free vertical orientation of EVID speakers on a table, desk, bookshelf or other flat surface. Ideal for portable applications, the stands are made of plastic coated steel for strength and durability. Sold in pairs.



OTHER ACCESSORIES

TC SERIES TERMINAL COVERS



TC-4 and TC-6 terminal covers protect the input connections on EVID speakers from the long-term effects of moisture. The covers are available for the EVID 4.2 and 6.2 series models. The covers easily attach to the rear input panel of the speaker and include a weatherproof cable connector.

EVID SPEAKER SPECIFICATIONS

| Specs: | 3.2/3.2t | 4.2/4.2t | 6.2/6.2t | 12.1 |
|---|--|---|--|---|
| Frequency Response ¹ (-10 dB): | 85 Hz–20 kHz | 65 Hz–20 kHz | 62 Hz–20 kHz | 40 Hz–140 Hz |
| Power Handling ² : | 150 watts | 200 watts | 300 watts | 175/175 watts |
| Sensitivity ³ : | 87 dB, 1 W/1 m | 89 dB, 1 W/1 m | 94 dB, 1 W/1 m | 100 dB, 1 W/1 m |
| Impedance: | 8 ohms | 8 ohms | 8 ohms | 8 ohms |
| Max SPL: | 108 dB | 113 dB | 118 dB | 122 dB |
| Horizontal Coverage ⁴ : | 140° | 120° | 100° | NA |
| Vertical Coverage ⁴ : | 110° | 80° | 80° | NA |
| LF Transducer: | 2 × 3.5" (90 mm) | 2 × 4" (100 mm) | 2 × 6" (150 mm) | 12" (300 mm) High excursion dual voice coil |
| HF Transducer: | .75" (20 mm) | 1" (25 mm) | 1" (25 mm) | NA |
| Protection: | Full System | Full System | Full System | NA |
| Suspension: Swing × Rotation | Multi-Axis 100° × 90° | Multi-Axis 100° × 90° | Multi-Axis 100° × 90° | NA NA |
| Terminals: | Spring | Spring | Spring | Spring |
| Enclosure Material: | ABS (paintable) | ABS (paintable) | ABS (paintable) | MDF, Steel fastener reinforced |
| "t" version wattage taps | 5 W 70 V/10 W 100 V | 70 V: 3.75 W 70 V/100 V: 7.5 W, 15 W, 30 W | 70 V: 7.5 W 70 V/100 V: 15 W, 30 W 60 W | NA |
| Dimensions (H × W × D): | 9.2" × 5.1" × 6.5" 234 × 127 × 165 mm | 12.2" × 6.9" × 8.5" 310 × 175 × 216 mm | 16.5" × 9" × 11.75" 419 × 228 × 298 mm | 16.25" × 23" × 12" 412 × 584 × 305 mm |
| Net Weight (each): | 3.3 lbs (1.5 kg) | 8.5 lbs (3.9 kg) | 12 lbs (5.3 kg) | 40 lbs (18.1 kg) |
| Shipping Weight (pair): | 8.6 lbs (3.9 kg) | 19 lbs (8.6 kg) | 27 lbs (12.3 kg) | 48 lbs (20.0 kg) |
| Included Accessories: | SAM, hex key | SAM, hex key | SAM, hex key | Mounting brackets & hardware |

¹ Half space (wall mounting)

² Long Term Program Rating, 3 dB greater than continuous pink noise rating

³ Avg. Half Space (wall mounting)

⁴ When mounted with long axis in vertical plane

CPS AMPLIFIERS SPECIFICATIONS

| Specs: | | CPS 1 | CPS 2 | CPS 2T |
|--|----------------|---------------|---------------|----------------|
| Maximum Power (<1% THD, 1 kHz both channels driven): | LOAD IMPEDANCE | 2 ohms | 650 watts | 850 watts |
| | | 4 ohms | 450 watts | 600 watts |
| | | 8 ohms | 280 watts | 380 watts |
| Rated Power (<0.2% THD, 20 to 20,000 Hz both channels driven): | LOAD IMPEDANCE | 2 ohms | 450 watts | 650 watts |
| | | 4 ohms | 350 watts | 500 watts |
| | | 8 ohms | 230 watts | 300 watts |
| Maximum Bridged Output (<1% THD, 1 kHz): | LOAD IMPEDANCE | 4 ohms | 1300 watts | 1700 watts |
| | | 8 ohms | 900 watts | 1200 watts |
| Slew Rate: | | 25 V/μs | 30 V/μs | 30 V/μs |
| Total Harmonic Distortion: | | <0.05% | <0.05% | <0.05% |
| Intermodulation Distortion: | | <0.08% | <0.08% | <0.08% |
| Crosstalk (at 1 kHz): | | <-80 dB | <-80 dB | <-80 dB |
| Input Impedance (Balanced): | | 20 k ohms | 20 k ohms | 20 k ohms |
| Signal to Noise Ratio (dB-A Weighted): | >105 dB | >105 dB | >105 dB | |
| Dimensions (Inches): | Height | 5.2 (133 mm) | 5.2 (133 mm) | 5.2 (133 mm) |
| | Width | 19.0 (483 mm) | 19.0 (483 mm) | 19.0 (483 mm) |
| | Depth | 15.2 (386 mm) | 15.2 (386 mm) | 15.2 (386 mm) |
| Weight (Pounds) | | 33.1 (15 kg) | 35.3 (16 kg) | 49.6 (22.5 kg) |

Power requirements: 120v, 50 Hz - 60 Hz, factory configured.

Protection: Audio limiters, high temperature, DC, HF, Back-EMF, Peak current limiters, Inrush current limiters, turn-on delay.

Cooling: Front-to-rear, 3-stage-fans

Note: Amplifier at rated conditions, both channels driven, 8 ohms load, unless otherwise specified.

AMERICA:

USA: Telex Communications Inc. 12000 Portland Ave South, Burnsville, MN 55337, USA, Phone: 952-884-4051, Fax: 952-884-0043
Western Canada: PAG Canada. 23 Hawkesbury Crescent, Winnipeg, MB R3P-1Y6, Canada, Phone: 888-850-8811, Fax: 204-489-7614
Eastern Canada: PAG Canada. 728 Eglinton Ave. East, Toronto, ON M4G 2K7, Canada, Phone: 800-881-1685, 416-431-4975, Fax: 416-431-4588
Québec: Acoustik GE Inc. 5715 Kincoourt, Montréal, PQ H4W 1Y7, Canada, Phone: 866-369-2864, 514-369-2864, Fax: 514-487-9525
Mexico: Telex Communications de Mexico. Parque Chapultepec 66-201, Naucalpan, Edo. Mex. 53390, Mexico, Phone: +52 555 358-5434, Fax: +52 555 358-5588
Latin America: Telex Communications Inc. 12000 Portland Ave South, Burnsville, MN 55337, USA, Phone: 952-887-7491, Fax: 952-887-9212

EUROPE:

Germany: Telex EVI Audio GmbH. Hirschberger Ring 45, D 94315, Straubing, Germany, Phone: +49 9421-706 0, Fax: +49 9421-706 265
France: EVI Audio France S.A. Parc de Courcerin, Allée Lech Walesa, F 77185 Lognes, France, Phone: +33 1-6480-0090, Fax: +33 1-6006-5103
UK: Telex Communications Ltd. 4, The Willows Centre, Willow Lane, Mitcham, Surrey CR4 4NX, UK, Phone: +44 208 646 7114, Fax: +44 208 640 7583
Africa & Middle-East: Telex EVI Audio GmbH. Hirschberger Ring 45, D 94315, Straubing, Germany, Phone: +49 9421-706 0, Fax: +49 9421-706 265

ASIA & PACIFIC RIM:

Japan: EVI Audio Japan Ltd. 5-3-8 Funabashi, Setagaya-Ku, Tokyo, Japan 156-0055, Phone: +81 3-5316-5020, Fax: +81 3-5316-5031
Australia: EVI Audio (Aust) Pty Ltd. Slough Business Estate, Unit 23, Silverwater, N.S.W. 2128, Australia, Phone: +61 2-9648-3455, Fax: +61 2-9648-5585
China: EVI Audio (HK) Ltd. Unit E & F, 21F, Luk Hop Industrial Bldg., 8 Luk Hop St., San PO Kong, Kowloon, Phone: +852 2351-3628, Fax: +852 2351-3329
Singapore: Telex Pte. Ltd. 3015A Ubi Road 1, 05-10 Kampong Ubi Industrial Estate, Singapore 408705, Phone: +65 746-8760, Fax: +65 746-1206

